



English as an Additional Language

Sounds of the English Alphabet

Panjabi

ਆਪਣੇ ਬੱਚੇ ਨਾਲ ਇਸ ਆਡਿਓ ਰੀਸੋਰਸ (ਸਾਧਨ) ਦੀ ਵਰਤੋਂ ਕਿਵੇਂ ਕਰਨੀ ਹੈ ਇਸ ਬਾਰੇ ਮਾਤਾ-ਪਿਤਾ ਅਤੇ ਕੋਅਰਰਜ਼ (ਦੇਖਭਾਲ ਕਰਨ ਵਾਲੇ) ਲਈ ਹਿਦਾਇਤਾਂ

ਆਰੰਭ – ਟੈਕ 1

ਅੱਖਰਾਂ ਦੀਆਂ ਅਵਾਜ਼ਾਂ ਨੂੰ ਸਿੱਖਣ ਨਾਲ ਤੁਹਾਡੇ ਬੱਚੇ ਨੂੰ ਪੜ੍ਹਨ ਅਤੇ ਲਿੱਖਣ ਵਿੱਚ ਸਹਾਇਤਾ ਮਿਲੇਗੀ। ਆਡਿਓ ਫਾਈਲਾਂ ਅੱਖਰਾਂ ਦੇ ਨਾਂ ਨਹੀਂ ਸਿਖਾਉਂਦੀਆਂ। ਉਦਾਹਰਣ ਵੱਜੋਂ ਅਸੀਂ 'ਏ' ਕਹਿਣ ਦੀ ਬਜਾਏ 'ਆਹ' ਕਹਿੰਦੇ ਹਾਂ।

ਇਸ ਸਾਧਨ ਦੀ ਵਰਤੋਂ ਕਰਦੇ ਸਮੇਂ ਕੋਈ ਸ਼ਾਂਤਮਈ ਥਾਂ ਚੁੰਢੋ।

ਕੋਲ ਕੋਲ ਬੈਠੋ ਤਾਂ ਜੋ ਆਡਿਓ ਸੁਣਨ ਸਮੇਂ ਤੁਸੀਂ ਪੁਸਤਕ ਜਾਂ ਸਕ੍ਰੀਨ ਦੇ ਨਾਂ ਨੂੰ ਵੇਖ ਸਕੋ।

ਐਲਫਾਬੈਟ ਦੇ (ਵਰਣਮਾਲਾ ਦੇ) 26 ਅੱਖਰਾਂ ਦੇ ਹਰ ਇਕ ਅੱਖਰ ਲਈ ਪੰਨਾ ਹੈ।

ਜਿਵੇਂ ਤੁਸੀਂ ਕਿਸੇ ਪੰਨੇ ਨੂੰ ਵੇਖੋਗੇ ਤਾਂ ਤੁਹਾਨੂੰ ਉਸ ਅੱਖਰ ਦੀ ਅਵਾਜ਼ ਸੁਣਾਈ ਦੇਵੇਗੀ।

ਤੁਸੀਂ ਚੀਜ਼ਾਂ ਦੀਆਂ ਕੁੱਝ ਤਸਵੀਰਾਂ ਵੇਖੋਗੇ ਜਿਹੜੀਆਂ ਉਸ ਅਵਾਜ਼ ਨਾਲ ਸ਼ੁਰੂ ਹੁੰਦੀਆਂ ਹਨ।

ਉਸ ਅਵਾਜ਼ ਨੂੰ ਸੁਣੋ ਅਤੇ ਉਸ ਨੂੰ ਆਪਣੇ ਬੱਚੇ ਨਾਲ ਮਿਲ ਕੇ ਬੋਲੋ

ਇਥੇ ਰੁੱਕੋ

ਬੱਚੇ ਨੂੰ ਅੱਖਰ ਟ੍ਰੇਸ ਕਰਨ ਦਿਓ, ਉਹ ਨੁਕਤੇ ਤੋਂ ਸ਼ੁਰੂ ਕਰੇਗਾ ਅਤੇ ਫੇਰ ਤੀਰਾਂ ਦੇ ਨਿਸ਼ਾਨਾਂ ਅਨੁਸਾਰ ਚਲੇਗਾ। ਤਸਵੀਰਾਂ ਦੀਆਂ ਅਵਾਜ਼ਾਂ ਅਤੇ ਨਾਂਵਾਂ ਨੂੰ ਦੁਹਰਾਓ।

ਆਡਿਓ ਫਾਈਲ ਪਲੇ ਕਰੋ (ਵਜਾਓ) ਅਤੇ ਅਵਾਜ਼ ਅਤੇ ਸ਼ਬਦਾਂ ਨੂੰ ਫੇਰ ਸੁਣੋ।

ਜੇਕਰ ਤੁਸੀਂ ਜਾਂ ਤੁਹਾਡਾ ਬੱਚਾ ਚਾਹਵੇ ਤਾਂ ਤਸਵੀਰਾਂ ਬਾਰੇ ਗੱਲ ਬਾਤ ਕਰਨੀ ਵੀ ਲਾਭਦਾਇਕ ਹੈ।

ਇਹ ਨਿਸ਼ਚਿਤ ਕਰਨ ਲਈ ਕਿ ਤੁਹਾਡਾ ਬੱਚਾ ਅਗਲੀ ਅਵਾਜ਼ ਤੇ ਜਾਣ ਲਈ ਤਿਆਰ ਹੈ ਕੁੱਝ ਸਮਾਂ ਦਿਓ।



ਅਸੀਂ ਤੁਹਾਡੇ ਕੋਲੋਂ ਆਸ ਨਹੀਂ ਕਰਦੇ ਕਿ ਤੁਸੀਂ ਹਰ ਸਮੇਂ ਸਾਰੀਆਂ ਆਡਿਓ ਫਾਈਲਾਂ ਨੂੰ ਸੁਣੋਗੇ। ਅਕਸਰ ਥੋੜ੍ਹਾ ਥੋੜ੍ਹਾ ਕਰਦੇ ਰਹਿਣਾ ਬੇਹਤਰ ਹੁੰਦਾ ਹੈ।

ਅਸੀਂ ਆਸ ਕਰਦੇ ਹਾਂ ਕਿ ਤੁਸੀਂ ਇਸ ਸਾਧਨ ਦੀ ਇਕੱਠਿਆਂ ਵਰਤੋਂ ਕਰਨ ਨਾਲ ਆਨੰਦ ਮਾਣੋਗੇ।

ant

Track 2

apple



alligator

astronaut



Track 3

ball




bed



boy



bone




Track 4

cup




cat



clock



car

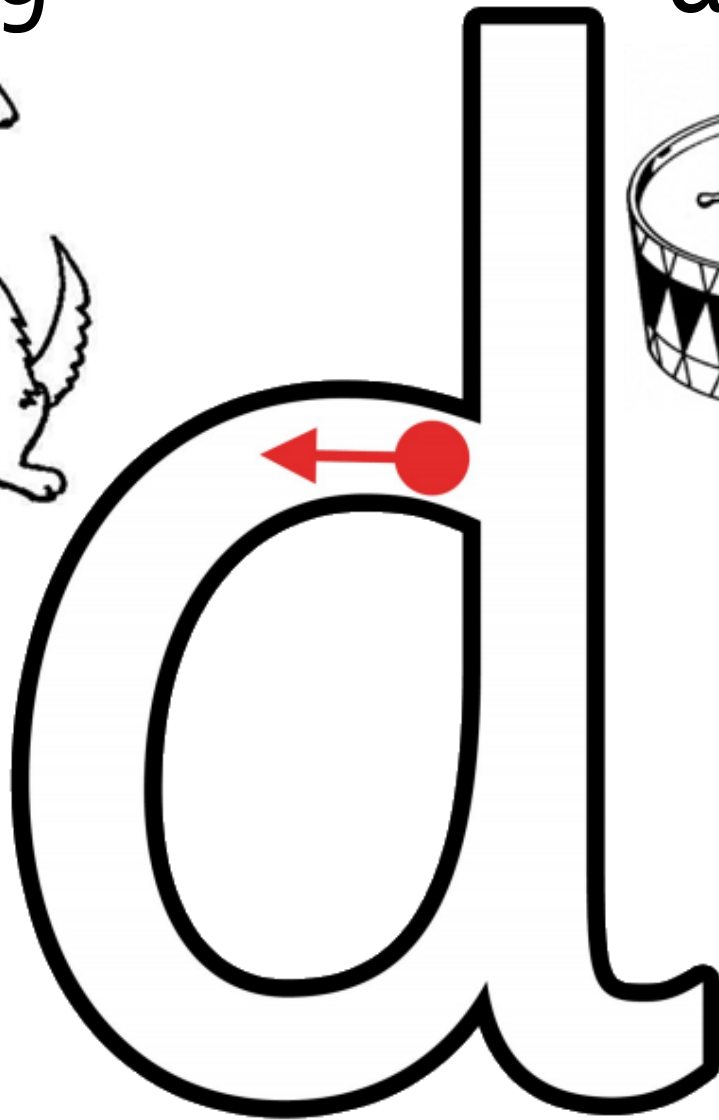


Track 5

dog




drum



doctor




duck





Track 6

eggs




elbow



elephant

11




eleven



Track 7


fish

flower




fire

frog




Track 8

gate




garlic




goat

girl

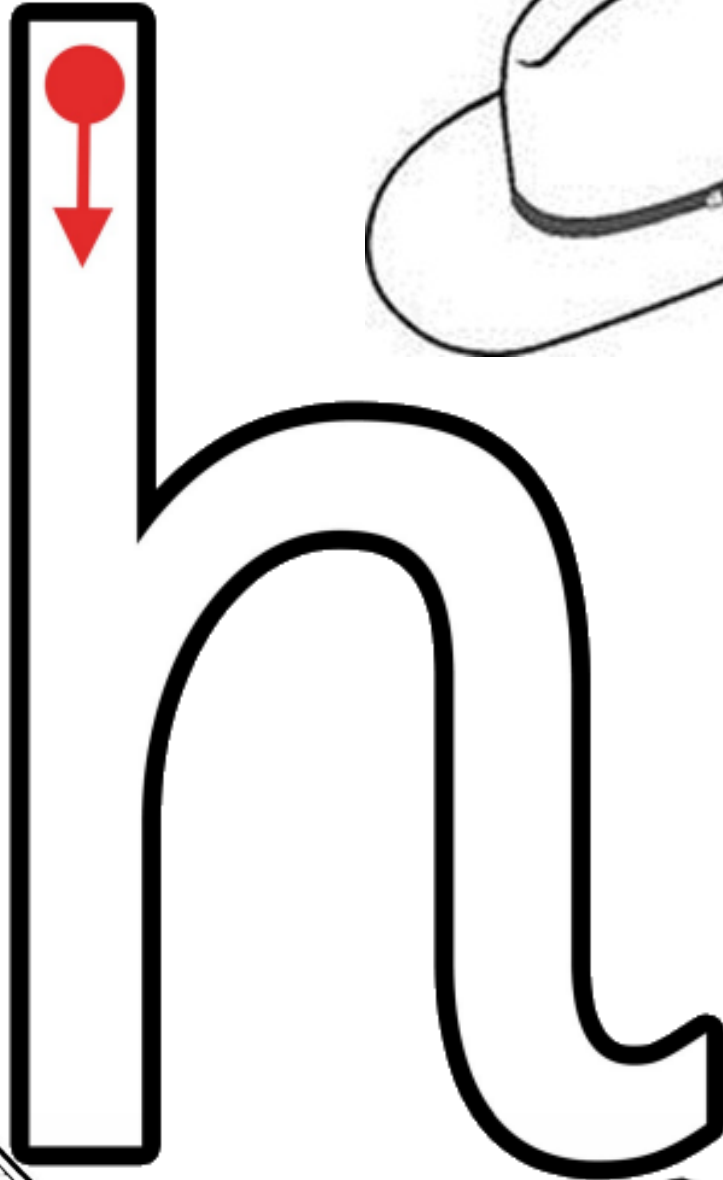



Track 9

hen




hat



house



hand

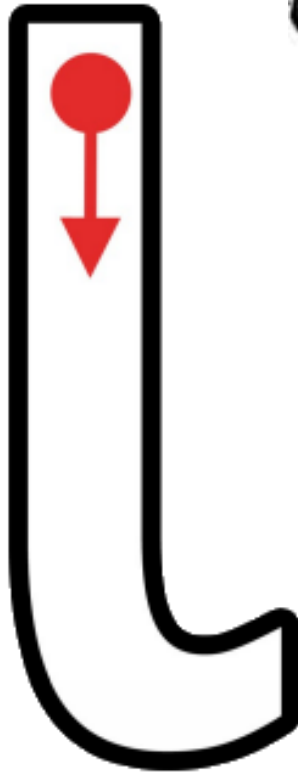


Track 10

igloo




Italy




invitation

instruments



Track 11


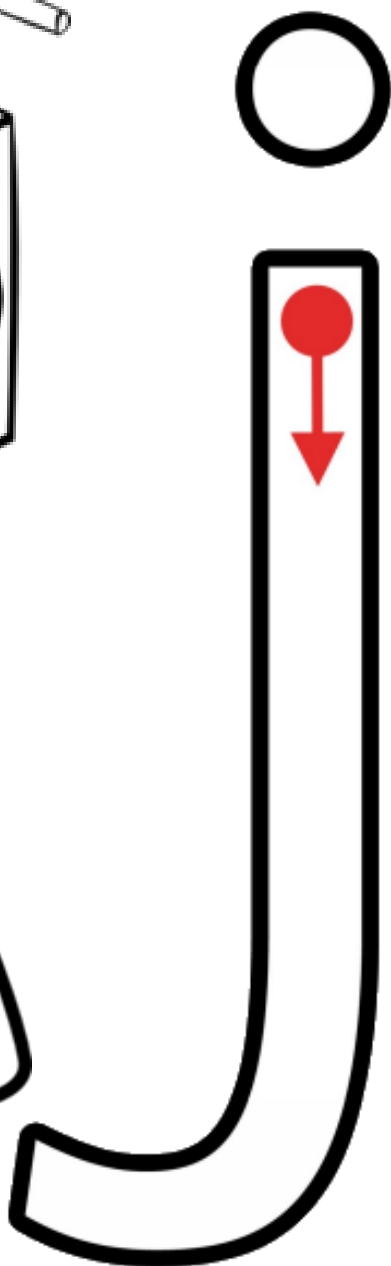
juice




jug



jelly



jigsaw

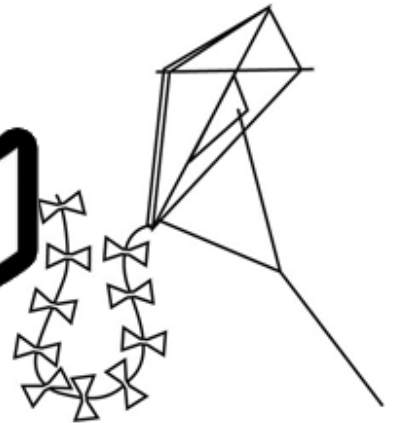




Track 12

king



key



kangaroo

kite

k k k k k k k k k k k k k k k k

Track 13

lamb





lion



lemon

ladder




Track 14


mouse




moon



mushrooms



monkey




Track 15


necklace




nail



net




nose




otter

Track 16



octopus


oranges



Track 17


pan

penguin



pen

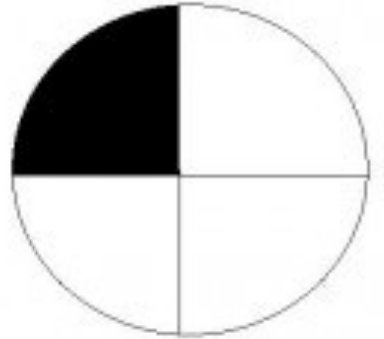
present




Track 18

queen

quarter



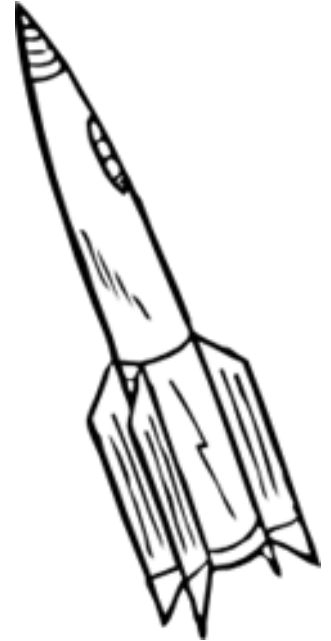
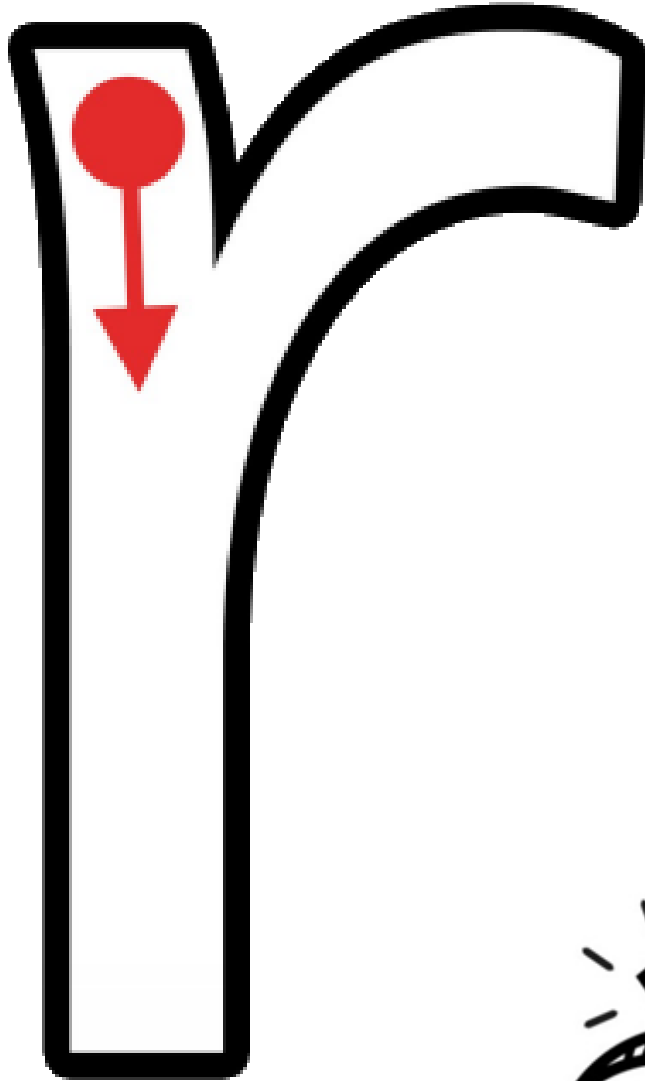
ques-



Track 19


rabbit

rocket




rat

ring



Track 20


sun



sweets



star




snake


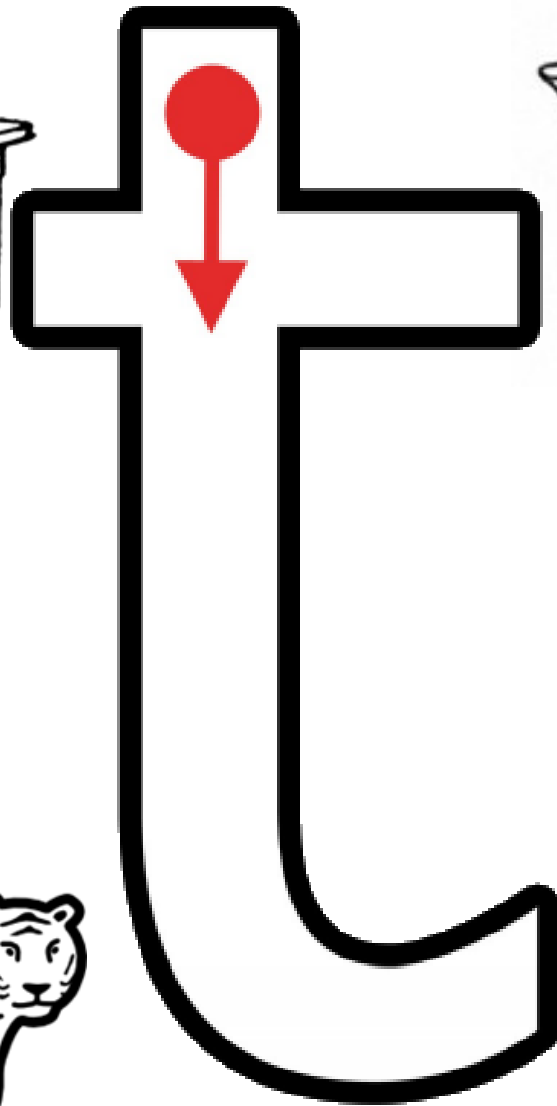


Track 21

table




tea-



tiger


tap




Track 22



umbrella




underwear



Track 23

van




violin



vase




volcano



Track 24

wool




witch



watch


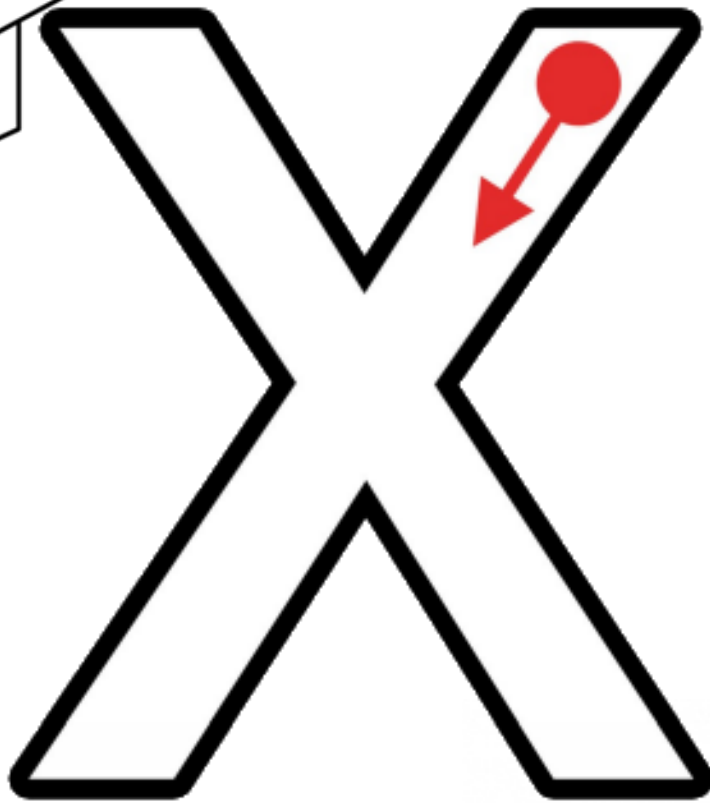


window




Track 25

box




fox



Track 26


yoga

yawn



yoghurt

yo-yo




Track 27

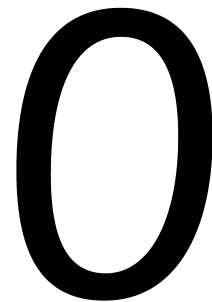
zip



zebra



zigzag



zero

