



English as an Additional Language

Consonant and Vowel Digraphs

Thai

ภาษาไทย

คำแนะนำสำหรับผู้ปกครองและผู้ดูแลเกี่ยวกับวิธีการใช้ทรัพยากรทางเสียงกับบุตรหลานของท่าน

บทนำ – แทร็คที่ 1 (Track 1)

การเรียนรู้ว่าบางครั้ง ตัวอักษรสองหรือสามตัวสามารถรวมกันแล้วออกเสียงเป็นหนึ่งเสียง จะช่วยบุตรหลานของท่านในการอ่านและการเขียนได้

หาสถานที่สงบเงียบเพื่อใช้ทรัพยากรนี้กับบุตรหลานของท่าน

นั่งอยู่ข้างๆ บุตรหลานของท่าน เพื่อให้ท่านทั้งสองสามารถดูที่หนังสือในขณะที่ท่านกำลังฟังเสียง

ในหนึ่งหน้า จะมีสระหรือ พยัญชนะผสม หรือ ตัวอักษรสองตัวที่มีหนึ่งเสียง

ในขณะที่ท่านดูแต่ละหน้า ท่านจะได้ยินเสียงคำอ่านของสระหรือ พยัญชนะผสม หรือ ตัวอักษรสองตัว

ท่านจะเห็นภาพประกอบของคำที่มีเสียงนั้น

ฟังเสียงแล้วพูดออกเสียงพร้อมกับบุตรหลานของท่าน

หยุดที่นี่

ให้บุตรหลานของท่านตามหาตัวอักษร เริ่มต้นที่จุดแล้วไปตามทางลูกศร อ่านซ้ำเสียงและชื่อของภาพนั้น

เล่นไฟล์เสียงเพื่อฟังเสียงและคำศัพท์อีกครั้ง


การพูดคุยเกี่ยวกับภาพจะช่วยให้บุตรหลานของท่านเข้าใจความหมายของคำ

ใช้เวลาเพียงพอ ตรวจสอบให้แน่ใจว่าบุตรหลานของท่านพร้อมที่จะเรียนรู้คำถัดไป

ควรทำกิจกรรมนี้ทีละเล็กทีละน้อย ทุกวัน - หรือบ่อยครั้งเท่าที่ท่านสามารถทำได้

เราหวังว่าท่านจะสนุกกับการใช้ทรัพยากรนี้ร่วมกัน

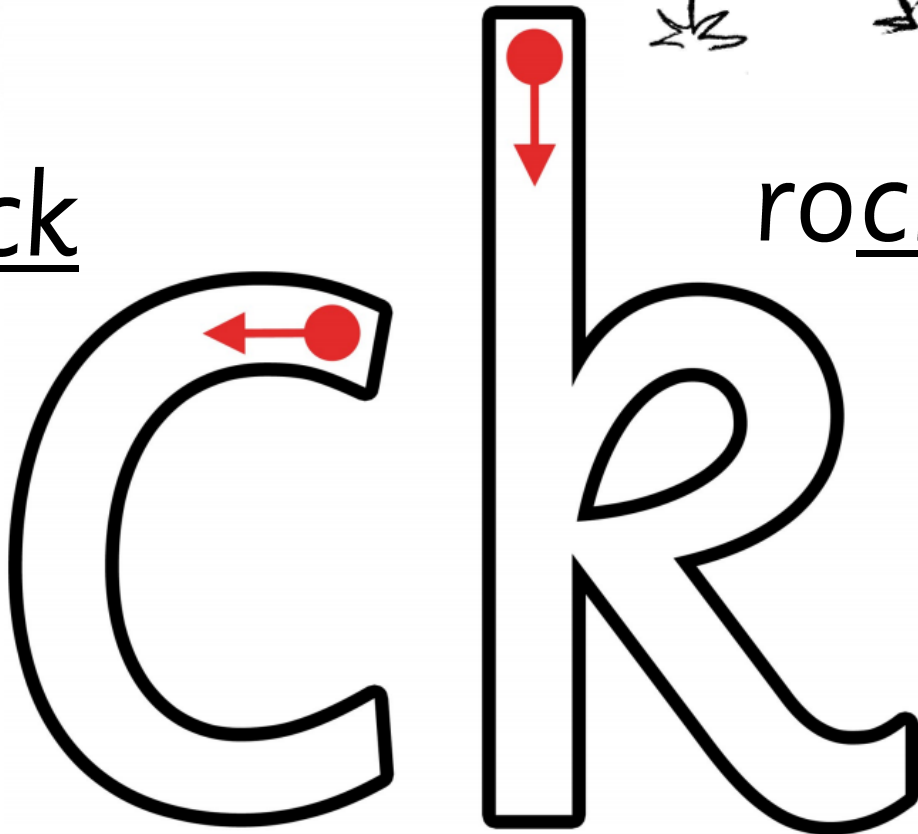
Track 2




kick







rock





back



sack





Track 3




quack

square



squirrel

queen



Track 4



shed




ship

sh



dish



fish

sh


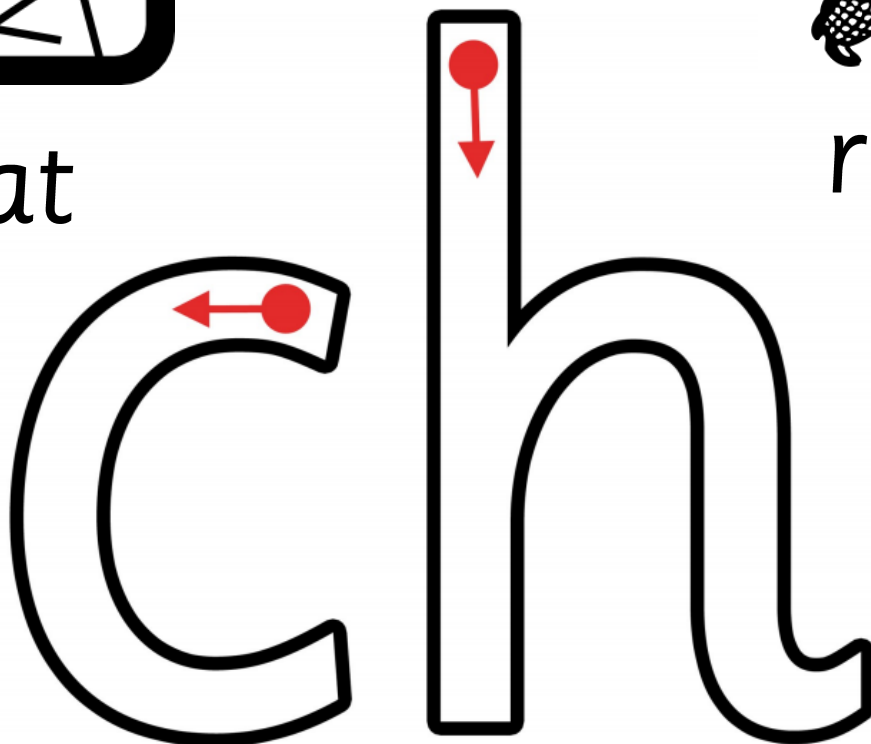
Track 5



chat







rich



chips



chick

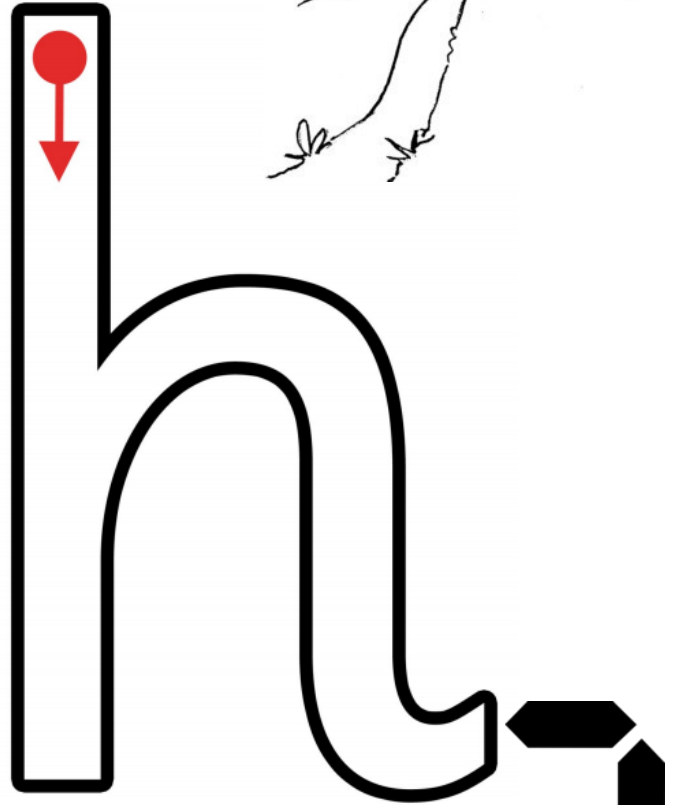
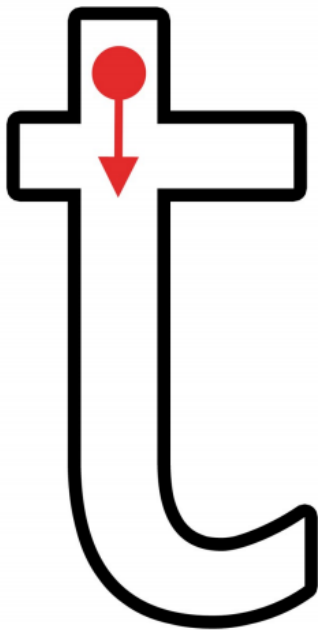



Track 6

moth







path



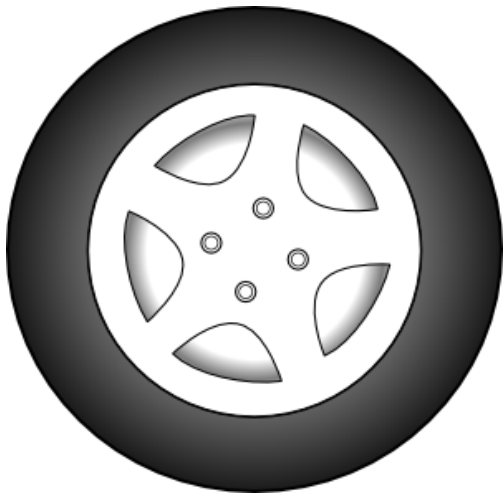
bath

three


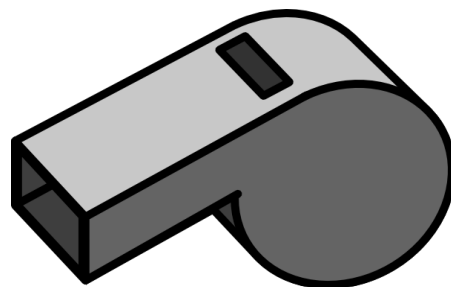


Track 7


wheel




whistle



wheat



whale


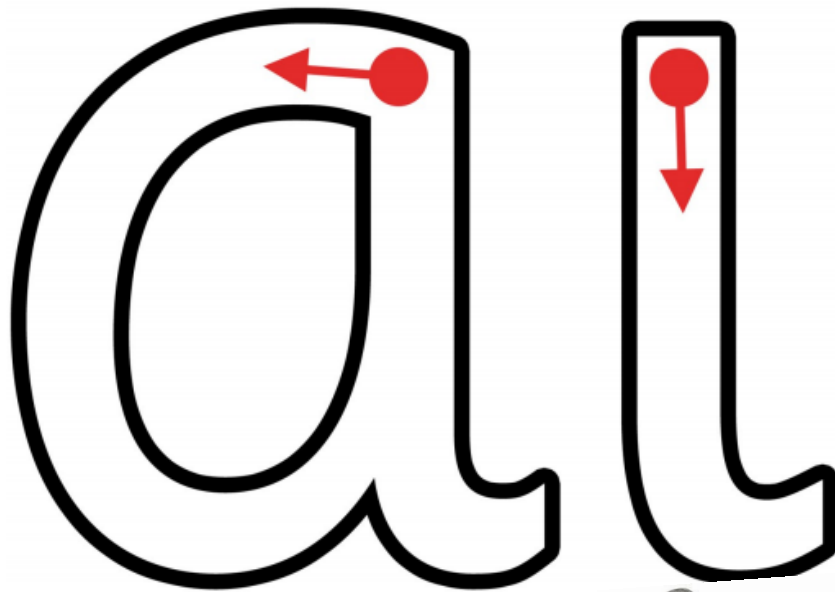



Track 8

hair




tail



chain



nail




Track 9


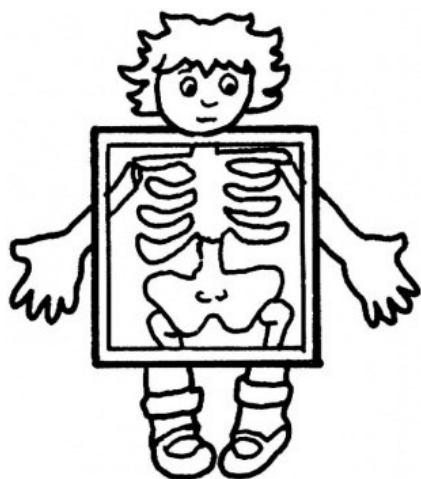
play



crayon



ay



x-ray

tray

ay


ay

ay


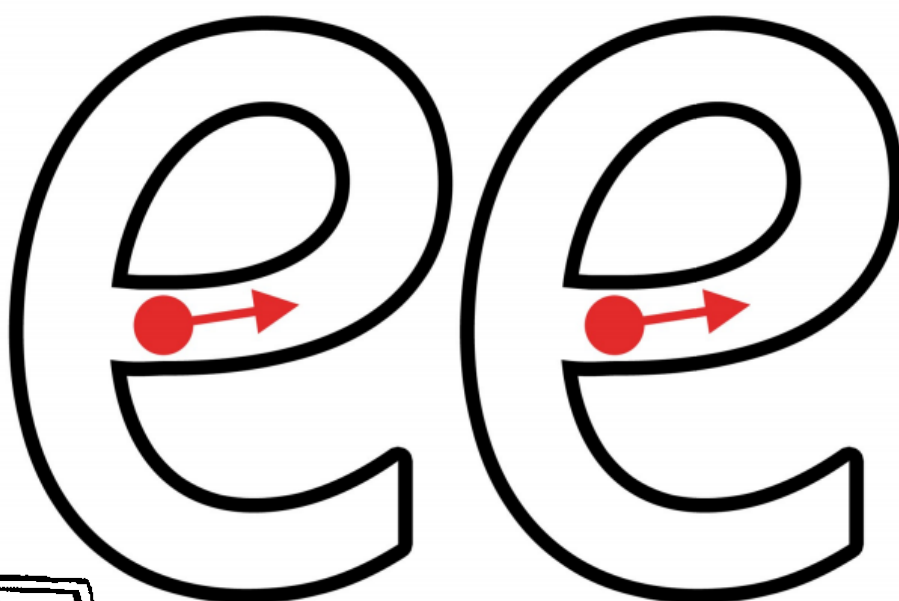
ay

Track 10


bee







feet



jeep



sheep

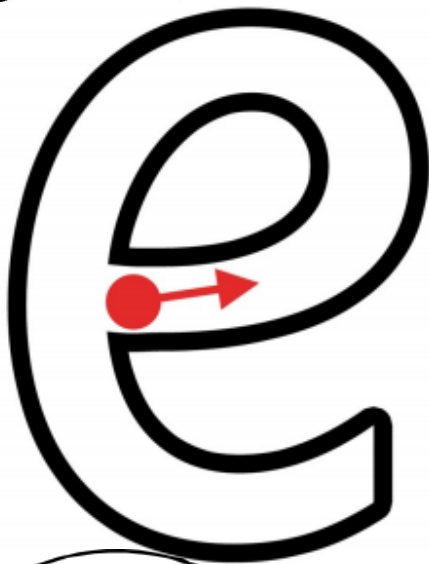


Track 11


ear







tea



meal



sea



Track 12


light



fight



igh



night

igh

igh

right


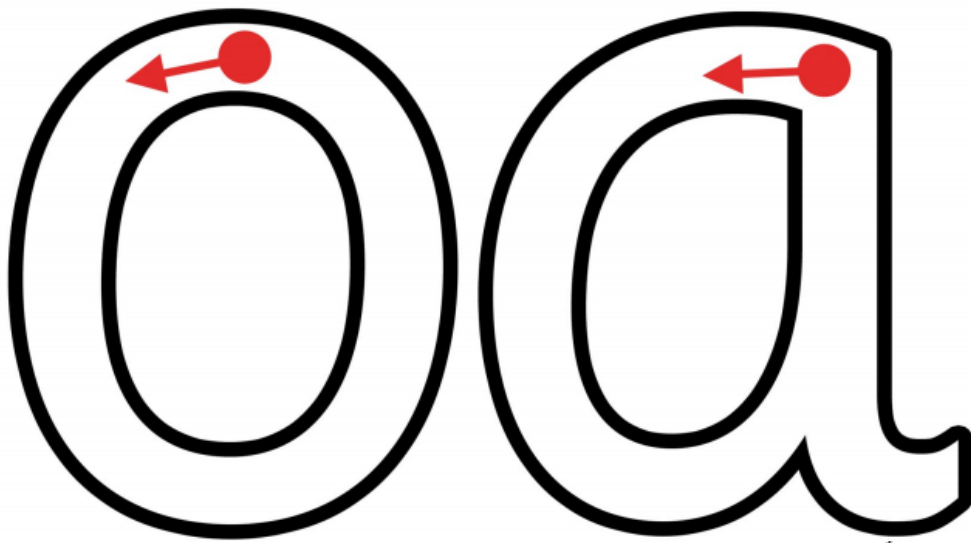
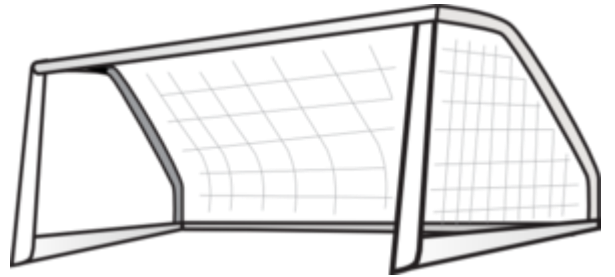
igh

Track 13

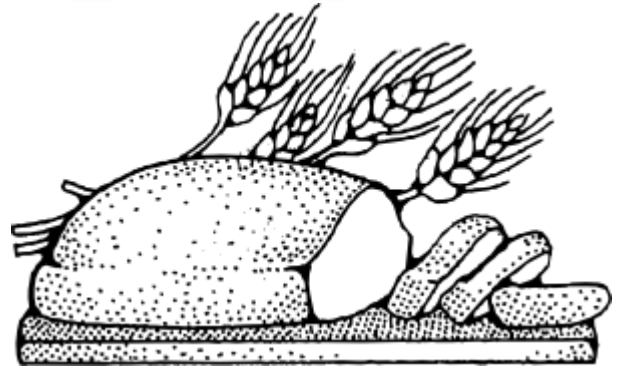
boat



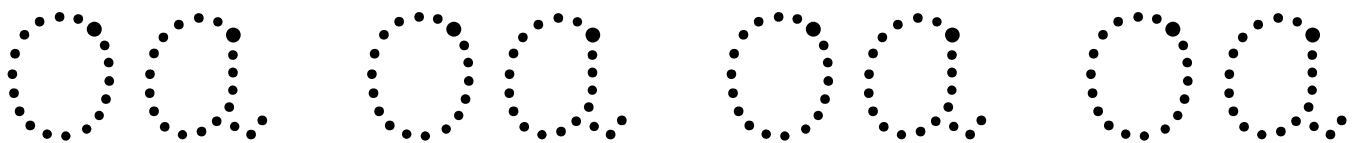
goal



goat

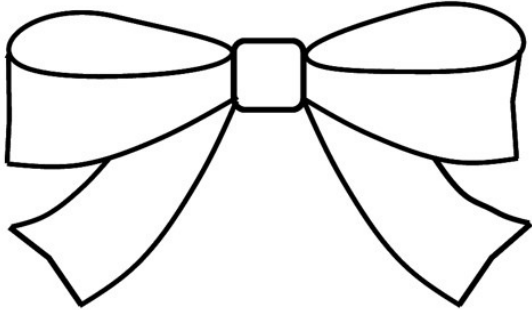


loaf



Track 14

bow






mow



row



sow


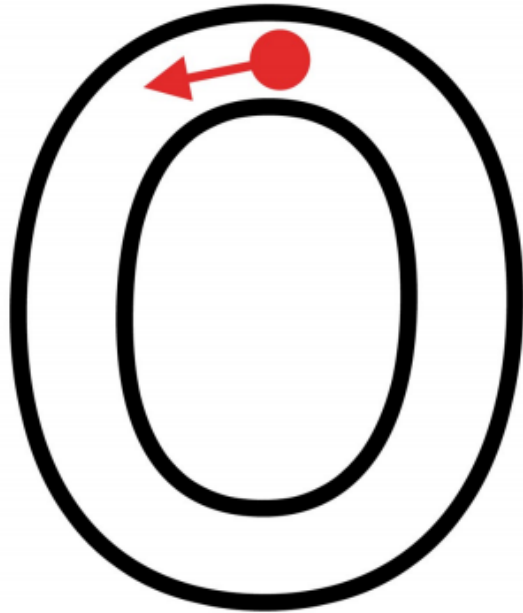
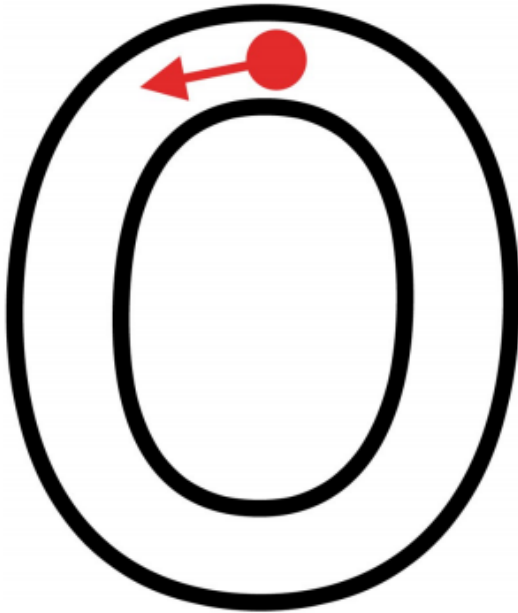



Track 15

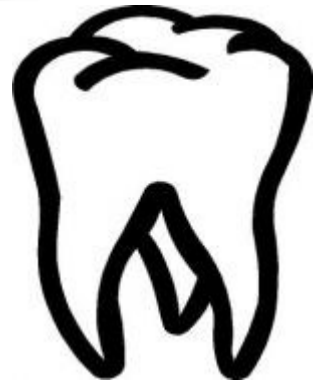
boot





book



moon

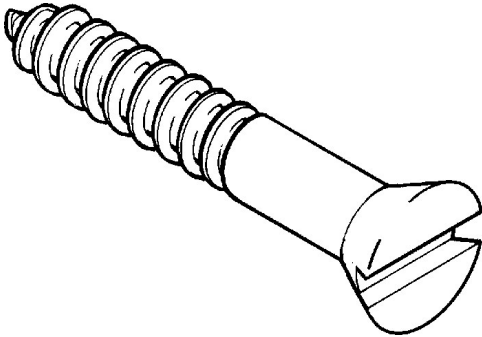


tooth


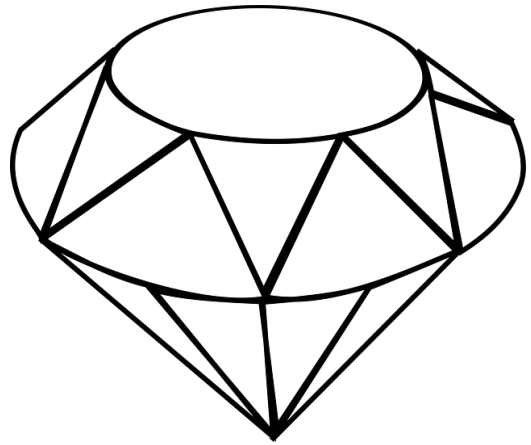


Track 16



screw





jewel



chew



newt

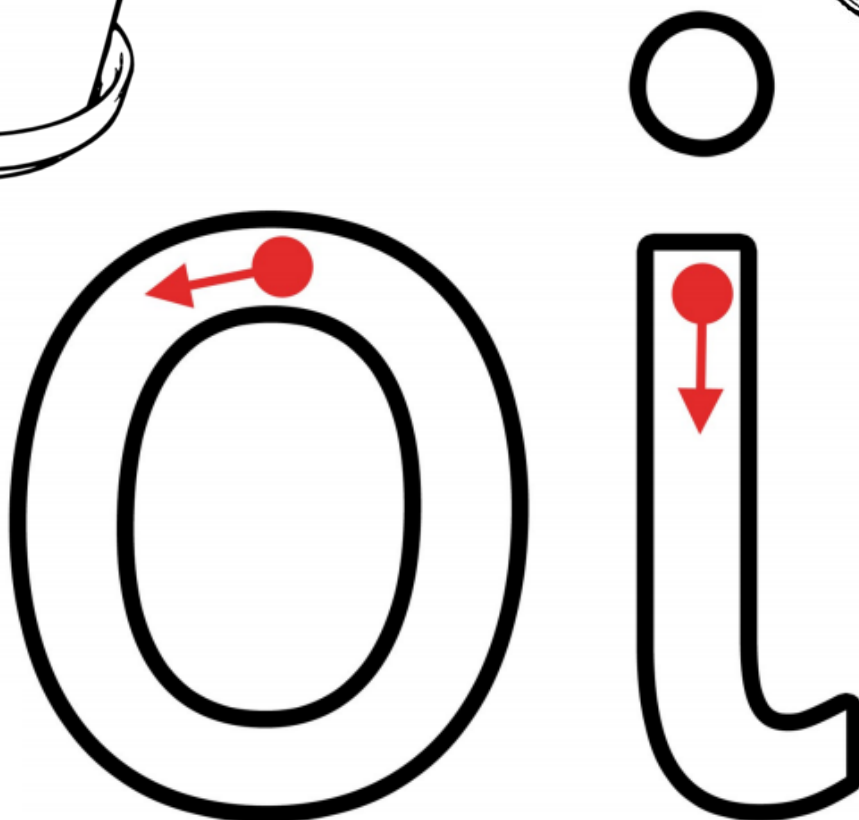


Track 17

soil




coin



poias



foil


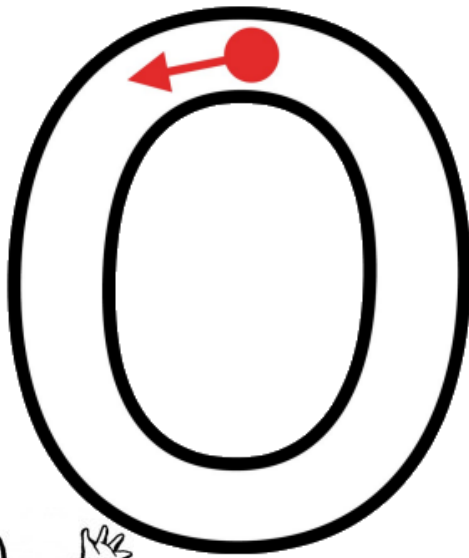
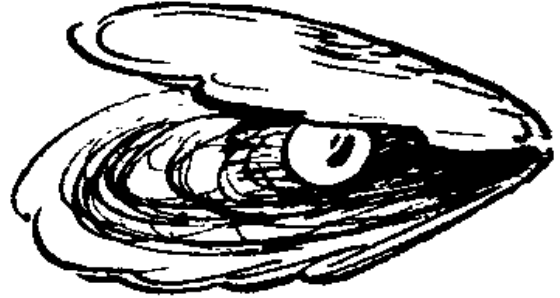


Track 18





toys



oyster



boy

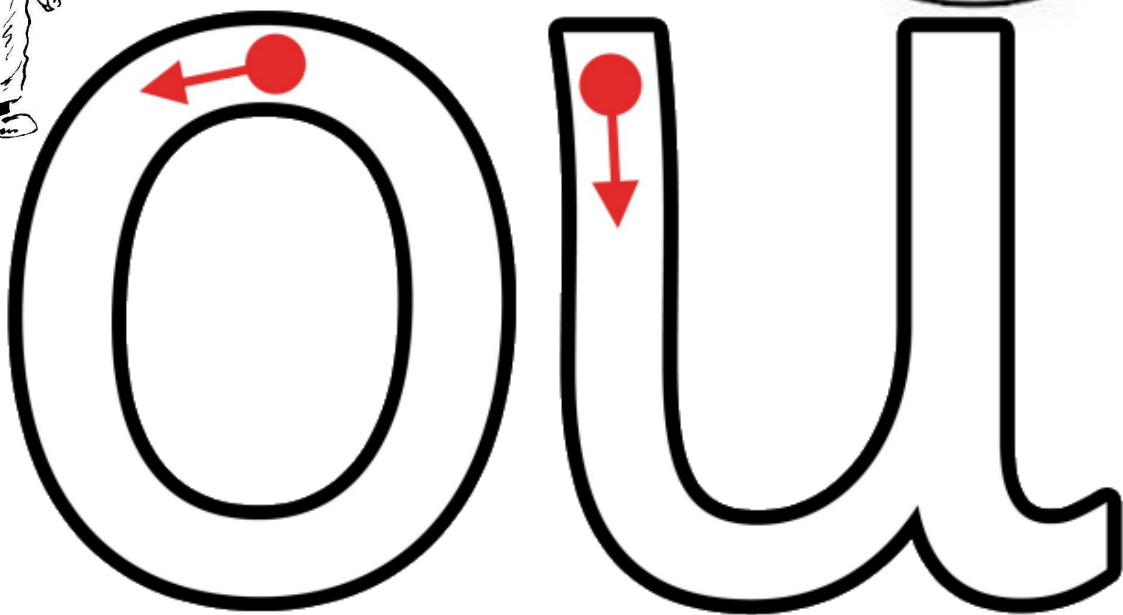



Track 19

shout




mouth



cloud




couch





Track 20


owl





cow



crown



crowd




Track 21


Autumn



sausages



au




haunted

dinosaur

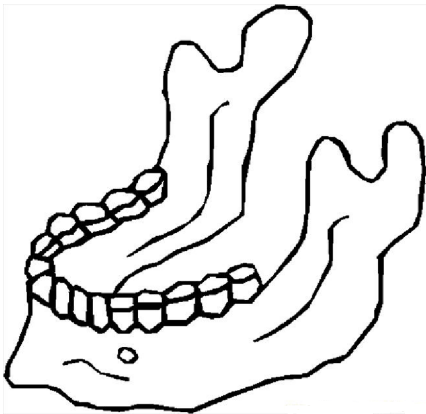
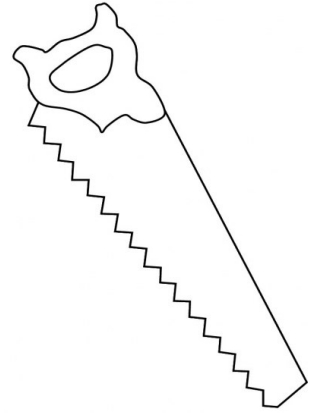
au au au au

Track 22

fawn



saw



jaw



paw

