



English as an Additional Language

Sounds of the English Alphabet

Telugu

తెలుగు

మీ బిడ్డతో ఆడియో వనరును ఎలా ఉపయోగించాలి అనే విషయముపై
తల్లిదండ్రులకు మరియు సంరక్షకులకు సూచనలు

ఉపోద్ఘాతము - ట్రాక్ 1

అక్షరముల ధ్వనులను నేర్చుకోవడము మీ బిడ్డ చదువుట మరియు వ్రాయుటలో
సహాయపడుతుంది. ఆడియో పైళ్ళు అక్షరముల పేర్లను నేర్పించవు. ఉదాహరణకు,
మనము "ఆయ్" అనే బదులు "ఆహ్" అంటాము.

మీ బిడ్డతో ఈ వనరును ఉపయోగించుటకు ఒక నిశ్శబ్దమైన ప్రదేశమును
కనుగొనండి.

మీరు ఆడియోను వినే సమయములో పుస్తకమును చూచుటకు అనుకూలముగా
ఉండేలాగా పక్క పక్కనే ఏర్పాటుచేసుకోండి.

అక్షరమాలలోని 26 అక్షరాలలో ప్రతి ఒక్క దానికి ఒక పేజీ ఉంది.

మీరు ప్రతి పేజీని చూసినప్పుడు మీరు ఆ అక్షరము యొక్క ధ్వనిని వింటారు.

ఆ ధ్వనితో మొదలయ్యే లేక ముగిసే వస్తువుల చిత్రాలను కొన్నింటిని మీరు
చూస్తారు.

ధ్వనిని వినండి, మరియు ఆ తరువాత మీ బిడ్డతో దానిని చెప్పండి.

ఇక్కడ విరామము తీసుకోండి.

మీ బిడ్డ చుక్క వద్ద మొదలైయ్యే అక్షరములను తరువాత బాణము గుర్తును
అనుసరిస్తూ గుర్తించనివ్వండి. చిత్రముల ధ్వనిని మరియు పేర్లను తిరిగి పలకండి.

ఆడియో ఫైల్ ప్లే చేయండి మరియు ధ్వనిని మరియు పదాలను తిరిగి వినండి.

చిత్రముల గురించి మాట్లాడటము సామాన్య పదాల అర్థమును అర్థంచేసుకొనుటకు
మీ బిడ్డకు సహాయపడుతుంది.

తగినంత సమయము ఇవ్వండి. తరువాతి పదమునకు వెళ్ళుటకు మీ బిడ్డ
సిద్ధముగా ఉందని నిర్ధారించుకోండి.



ప్రతి రోజు ఇలా కొంతసేపు చేయడము మంచిది - లేకపోతే మీకు వీలైనంత తరచుగా
ఇలా చేయండి.

ఈ వనరును కలిసి ఉపయోగించడము మీకు సంతోషము కలిగించిందని
ఆశిస్తున్నాము.

ant

Track 2

apple



alligator

astronaut

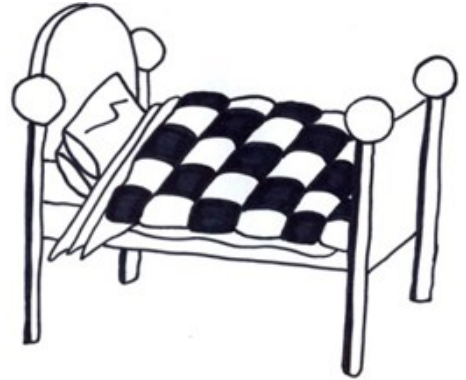


Track 3

ball




bed



boy



bone




Track 4

cup




cat



clock



car

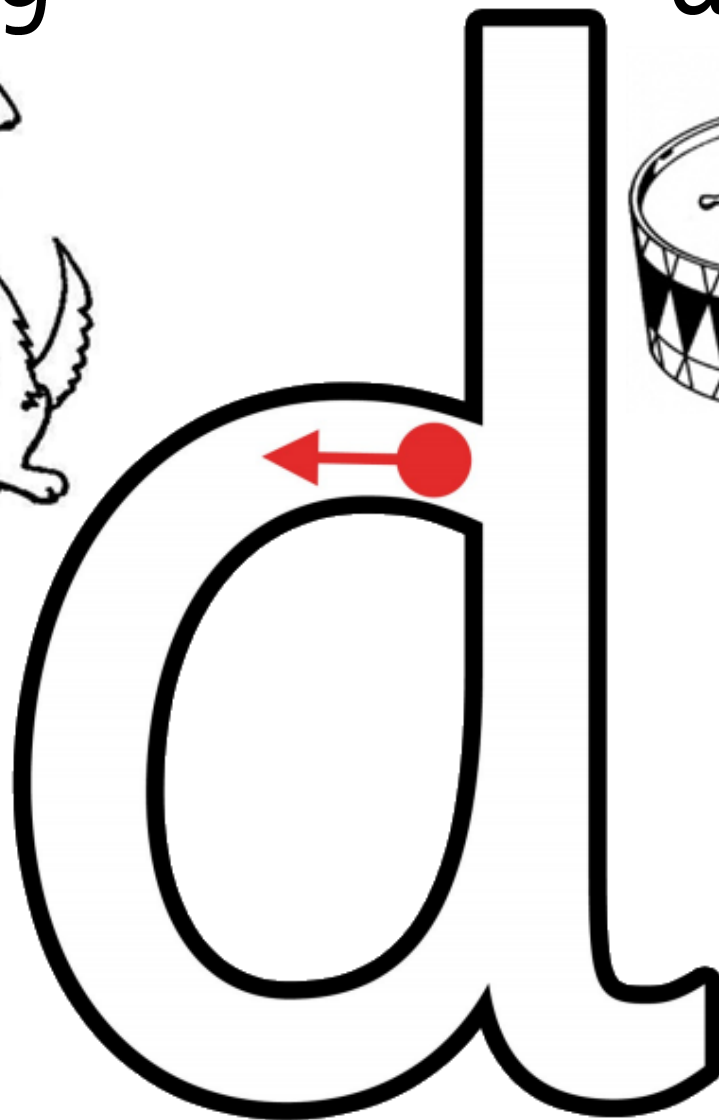


Track 5

dog




drum



doctor




duck





Track 6

eggs




elbow



elephant

11




eleven



Track 7


fish

flower




fire

frog




Track 8

gate




garlic



goat

girl




Track 9

hen




hat



house



hand

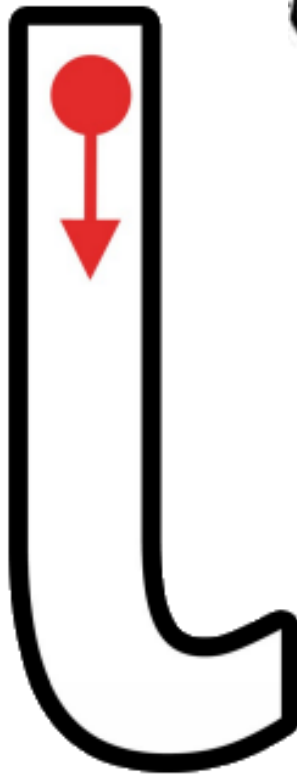


Track 10

igloo




Italy




invitation

instruments



Track 11


juice




jug



jelly



jigsaw





Track 12

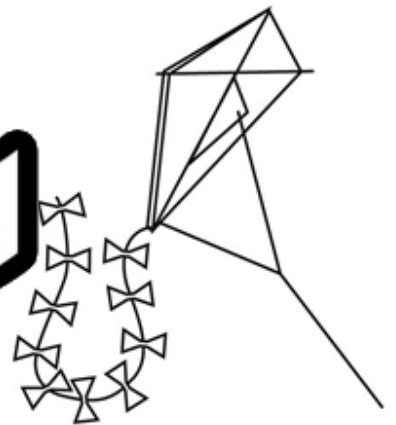
king




key



kangaroo



kite



Track 13

lamb











lion



lemon



ladder




Track 14


mouse




moon



mushrooms



monkey

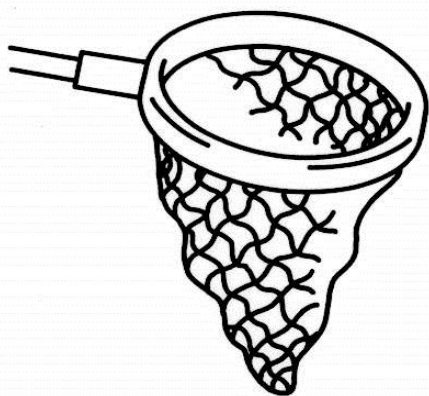



Track 15

necklace




nail



net




nose




otter

Track 16



octopus


oranges



Track 17


pan

penguin



pen

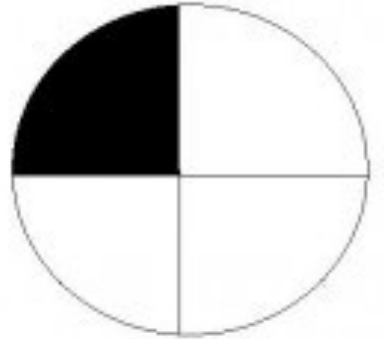
present




Track 18

queen

quarter



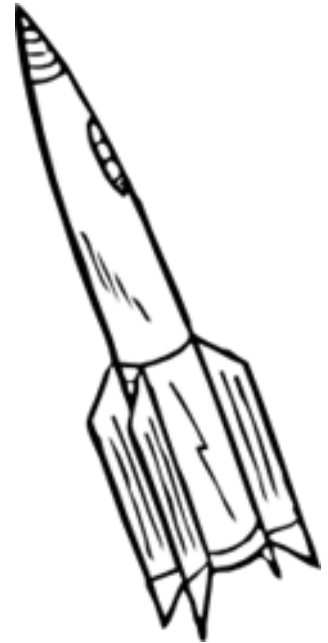
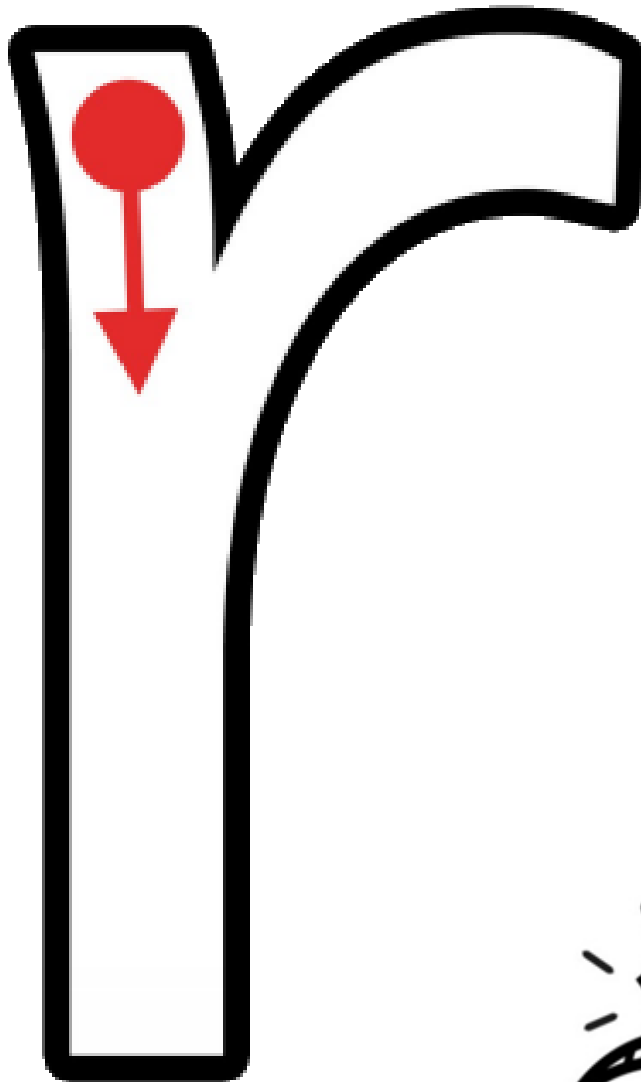
question



Track 19


rabbit

rocket




rat

ring




Track 20

sun



sweets




star

snake


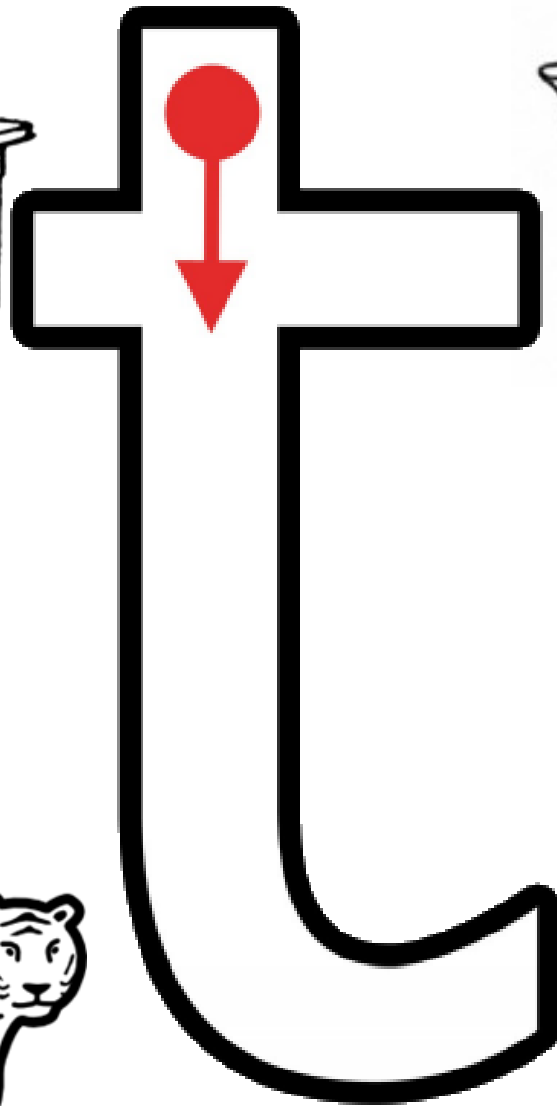


Track 21

table




teapot



tiger


tap




Track 22



umbrella




underwear




Track 23

van




violin



vase




volcano




Track 24

wool




witch



watch




window




Track 25

box




fox



Track 26


yoga

yawn



yoghurt

yo-yo

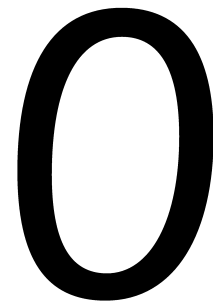



Track 27

zip



zebra



zigzag

zero

