



English as an Additional Language

Sounds of the English Alphabet

Tagalog

MGA TAGUBILIN PARA SA MGA MAGULANG AT MGA TAGAPAG-ALAGA KUNG PAANO GAMITIN ANG DULUGAN SA AUDIO NA ITO PARA SA ANAK MO

Introduksiyon - Track 1

Ang pag-aaral sa mga tunog ng mga titik ay makakatulong sa anak mong magbasa at magsulat. Hindi nagtuturo ang mga audio files ng mga pangalan ng mga titik. Halimbawa, sinasabi namin ay "ah" sa halip na "ay".

Maghanap ng tahimik na lugar upang gamitin ang dulugan sa anak mo.

Umupong magkatabi upang pareho niyong matingnan ang libro habang nakikinig kayo sa audio.

May pahina para sa bawat 26 na titik ng alpabeto.

Habang tinitingnan niyo ang bawat pahina, maririnig niyo ang tunog ng titik.

Makikita niyo ang ilang mga larawan ng mga bagay na nagsisimula o nagtatapos sa tunog na iyon.

Makinig sa tunog at bigkasin ito kasabay ng anak mo.

Mag-pause dito.

Hayaan ang anak mong sundan sa ibabaw ang titik simula sa tuldok at sumunod sa mga arrow. Ulitin ang tunog at mga pangalan ng mga larawan.

Patugtugin ang file ng audio at makinig muli sa tunog at mga kataga.

Makakatulong sa anak mong maunawaan ang kahulugan ng mga kataga kapag pinag-usapan niyo ang mga larawan.

Maglaan ng sapat na oras. Siguruhin na handa na ang anak mong tumuloy sa susunod na kataga.



Mas mahusay na gumawa ng kaunti kada araw - o kasing dalas nang maaari.

Umaasa kaming nag-enjoy kayong gamitin ang dulugang ito nang magkasama.

ant

Track 2

apple



alligator

astronaut



Track 3

ball




bed



boy



bone




Track 4

cup




cat



clock



car

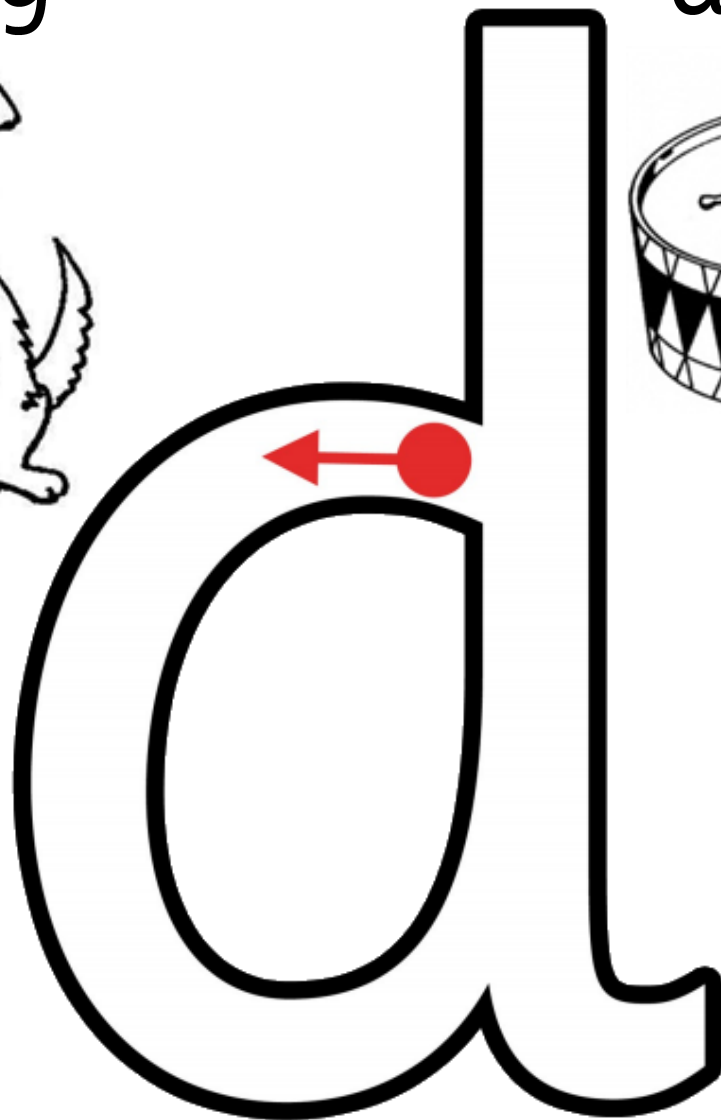


Track 5

dog




drum



doctor



duck





Track 6

eggs




elbow



elephant

11




eleven



Track 7


fish

flower




fire

frog




Track 8

gate




garlic



goat




girl




Track 9

hen




hat



house



hand

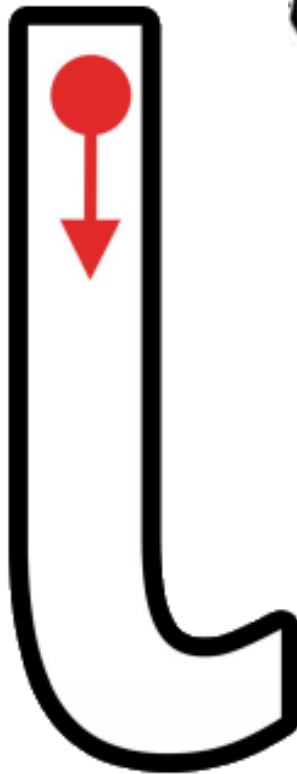


Track 10

igloo




Italy




invitation

instruments



Track 11


juice




jug



jelly



jigsaw





Track 12

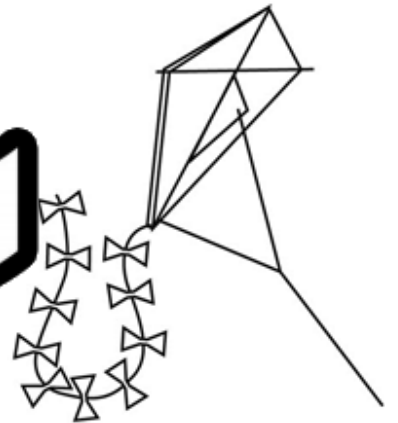
king




key



kangaroo



kite



Track 13

lamb










lion



lemon



ladder




Track 14


mouse




moon



mushrooms



monkey

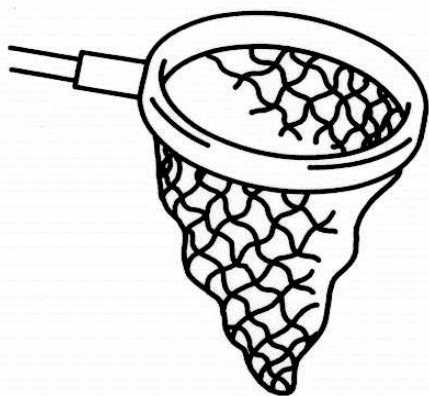



Track 15


necklace




nail



net




nose




otter

Track 16



octopus


oranges



Track 17


pan

penguin



pen

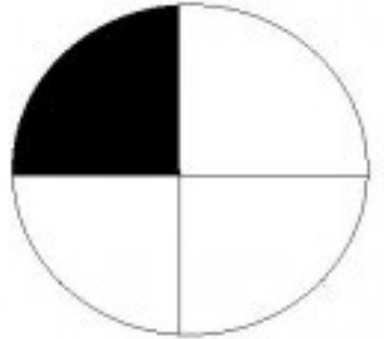
present




Track 18

queen

quarter



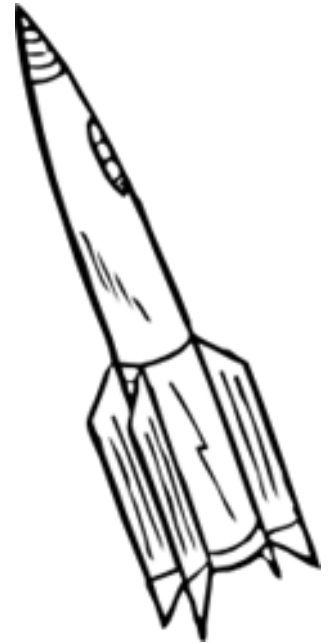
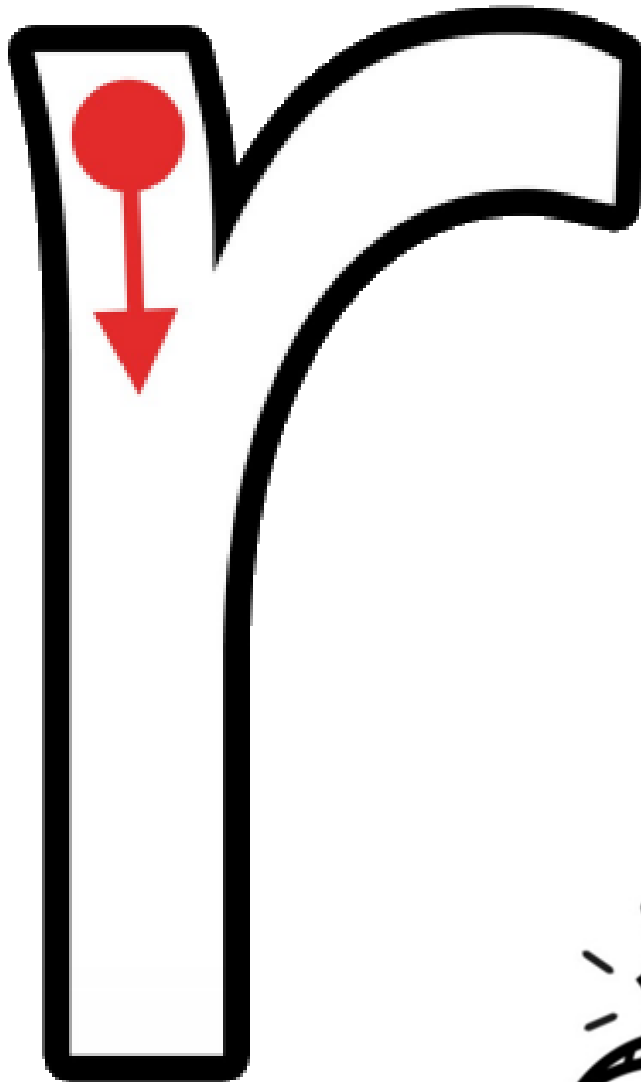
question



Track 19


rabbit

rocket




rat

ring





Track 20

sun



sweets




star

snake


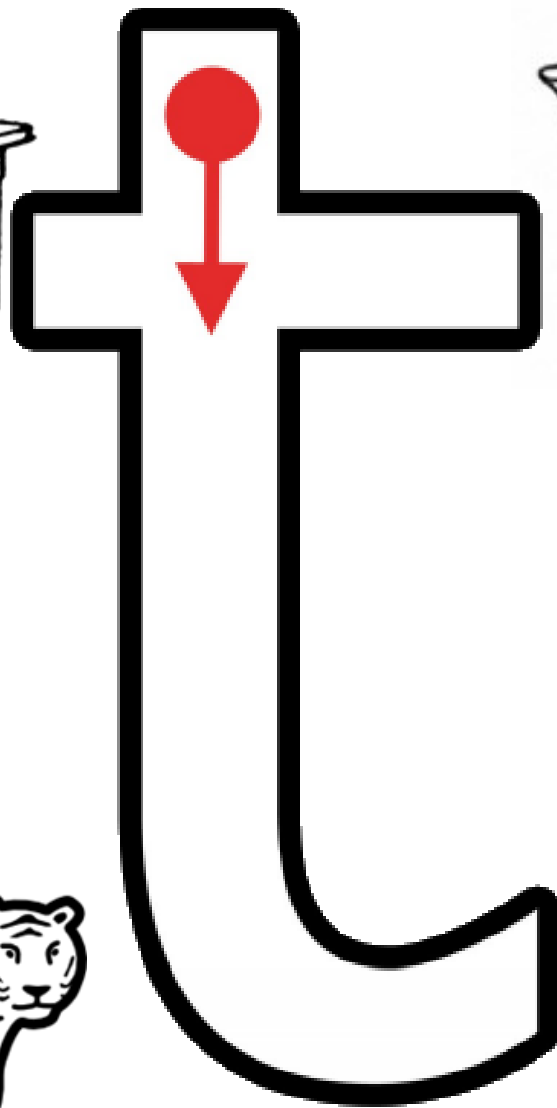


Track 21

table




teapot



tiger


tap




Track 22



umbrella




underwear



Track 23

van



violin



vase




volcano




Track 24

wool




witch



watch





window




Track 25

box




fox



Track 26


yoga

yawn



yoghurt

yo-yo




Track 27

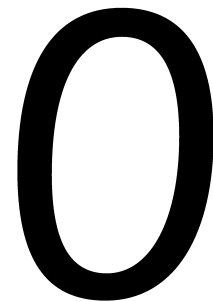
zip



zebra



zigzag



zero

