



English as an Additional Language

# Consonant and Vowel Digraphs

## Urdu

والدین اور دیکھ بھال کرنے والوں کیلئے ہدایات کہ وہ اپنے بچے کے ساتھ مل کر اس آڈیو کے وسیلے کو کیسے استعمال کر سکتے ہیں

### تعارف - پہلا ٹریک

یہ سیکھنا کہ بعض اوقات دو یا تین حروف مل کر ایک آواز بنا سکتے ہیں، آپ کے بچے کو پڑھنے اور لکھنے میں مدد دے گا۔

اس وسیلے کو اپنے بچے کے ساتھ مل کر استعمال کرنے کیلئے ایک خاموش جگہ کا انتخاب کریں۔

دونوں مل کر ساتھ بیٹھیں تاکہ آپ دونوں کتاب کو دیکھ سکیں جب آپ آڈیو کو سن رہے ہوں۔

ہر حرف علت یا حرف صحیح کیلئے ایک صفحہ ہے، یہ حروف مل کر ایسے جوڑے بناتے ہیں جن میں ہر ایک حرف کی اپنی علیحدہ آواز ہوتی ہے یا ایسے حروف کا مجموعہ ہوتا ہے جو مل کر ایک آواز بناتے ہیں۔

جب آپ ہر صفحے کو دیکھتے ہیں تو آپ کو مختلف آواز دینے والے حروف کے جوڑوں کی آواز یا مجموعی طور پر ایک آواز سنائی دے گی۔

آپ کو ان الفاظ سے متعلق کچھ توضیحی تصویریں نظر آئیں گی جو کہ مل کر یہ آواز بناتے ہیں۔

آواز کو سنیں اور پھر اپنے بچے کے ساتھ مل کر بولیں۔

یہاں رُکیں۔

اپنے بچے کو حروف کے اوپر نقطے سے شروع کرتے ہوئے تیر کے نشان کے ساتھ ساتھ ٹریس کرنے دیں۔ لفظ کو ڈھرائیں۔

آڈیو فائل کو چلائیں اور آواز اور الفاظ کو دوبارہ سنیں۔


تصاویر کے بارے میں بات چیت کرنے سے آپ کے بچے کو عام الفاظ کا مطلب سمجھنے میں مدد ملے گی۔

کافی وقت دیں اور اس بات کا یقین کریں کہ آپ کا بچہ اگلے لفظ کو سیکھنے کیلئے تیار ہے۔

ہر روز تھوڑی سی مشق کرنا اچھا ہے۔ یا جتنی بار بھی آپ کر سکیں۔

ہم اُمید کرتے ہیں کہ آپ اکٹھے مل کر اس آڈیو کے وسیلے کو استعمال کر کے لطف اندوز ہوں گے۔

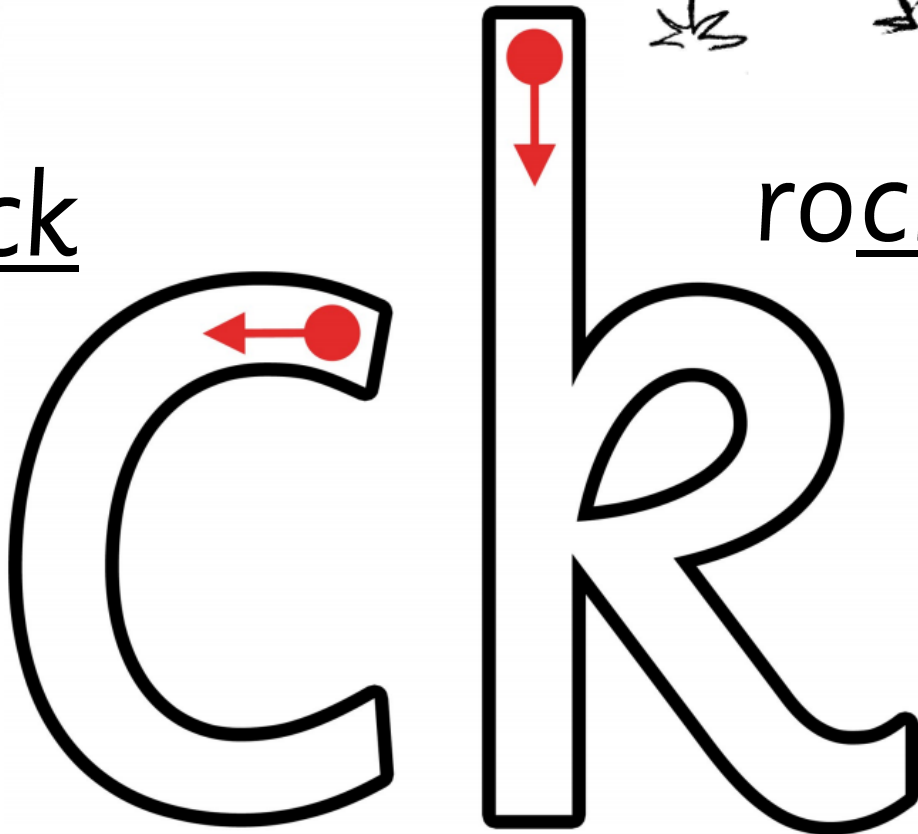
Track 2




kick







rock





back



sack





Track 3




quack

square



squirrel

queen



Track 4



shed




ship

sh



dish



fish

sh


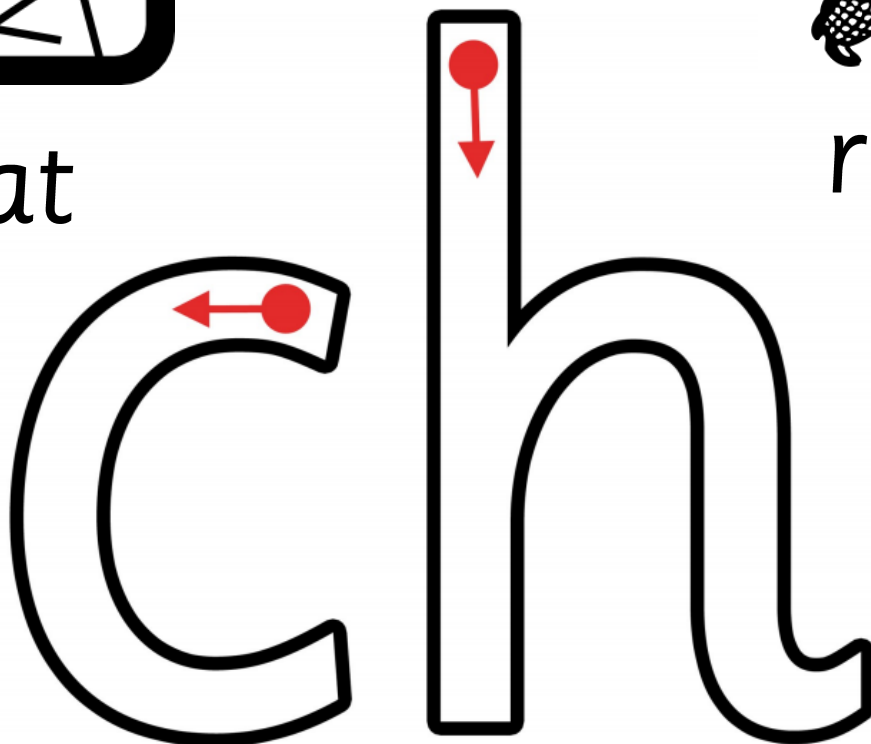
Track 5



chat







rich



chips



chick





Track 6

moth




path



bath

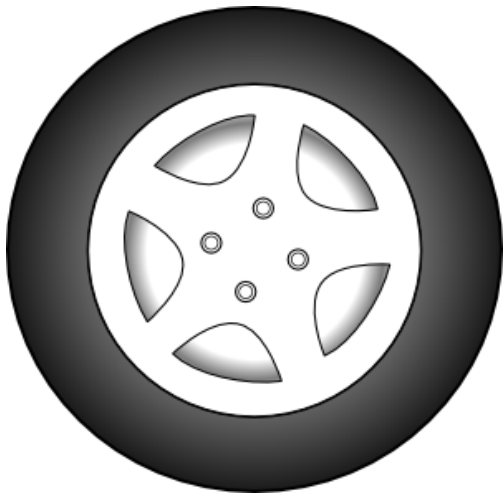


three


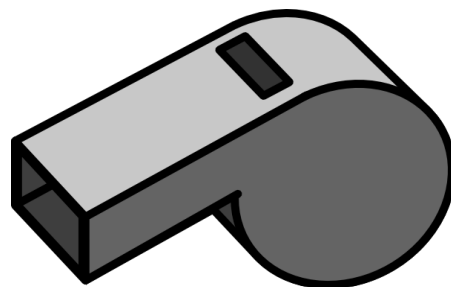


Track 7


wheel




whistle



wheat



whale


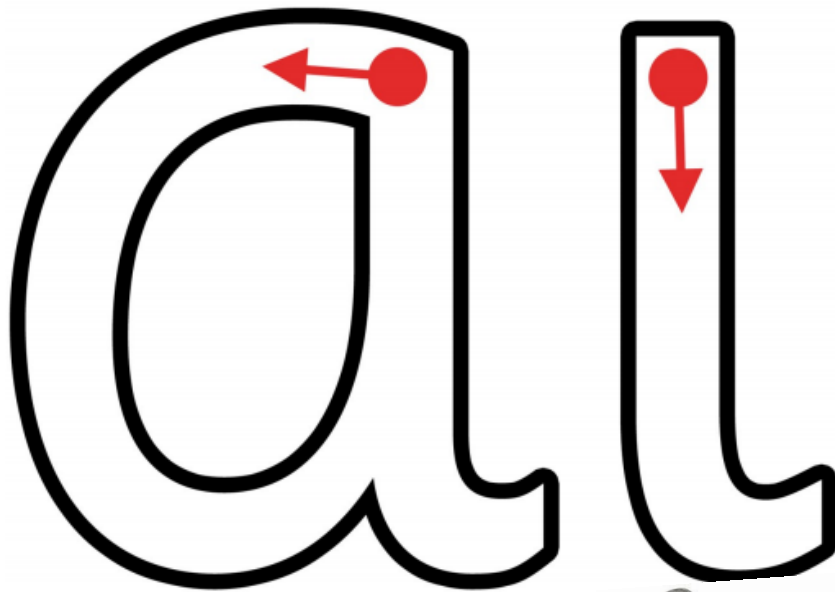



Track 8

hair




tail



chain



nail




Track 9


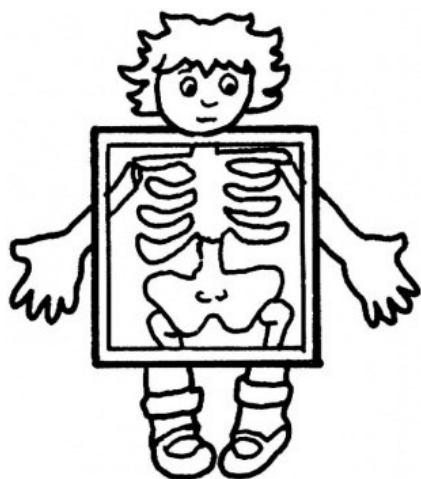
play



crayon



ay




x-ray

tray


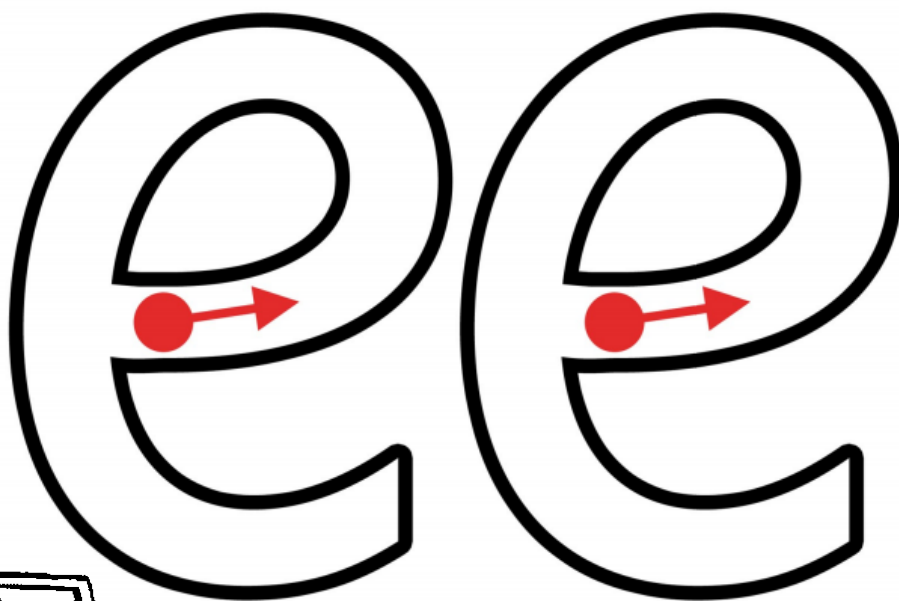
ay ay ay ay

Track 10


bee







feet



jeep



sheep


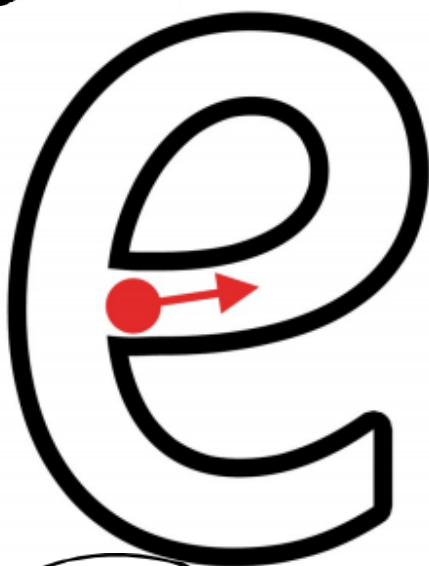


Track 11

ear







tea



meal

sea



Track 12


light



fight



igh



night

igh

igh

right


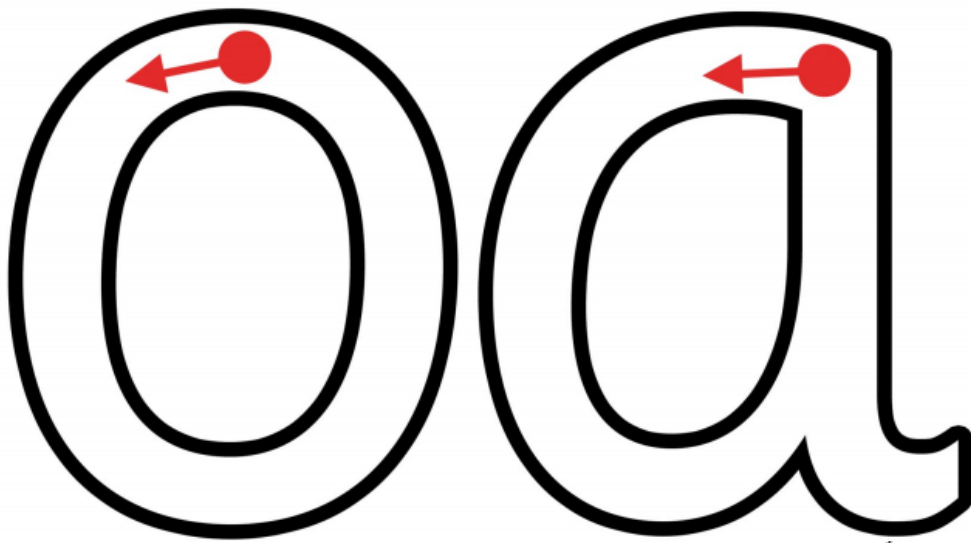
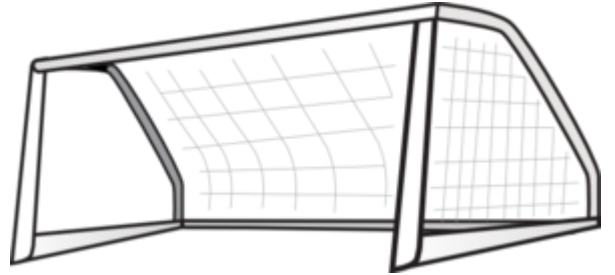
igh

Track 13

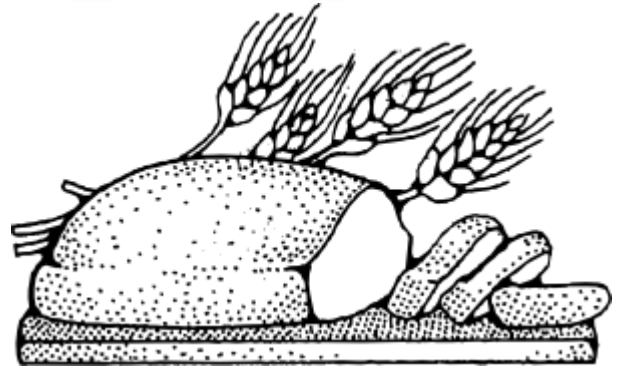
boat



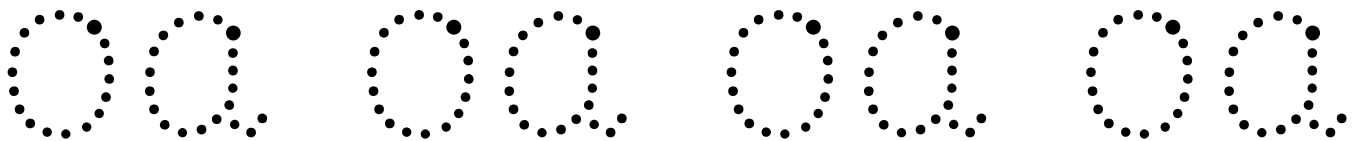
goal



goat

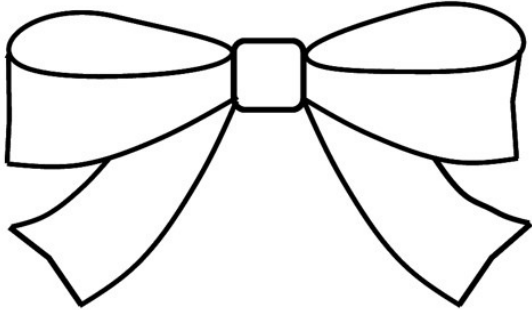


loaf



Track 14

bow






mow



row



sow

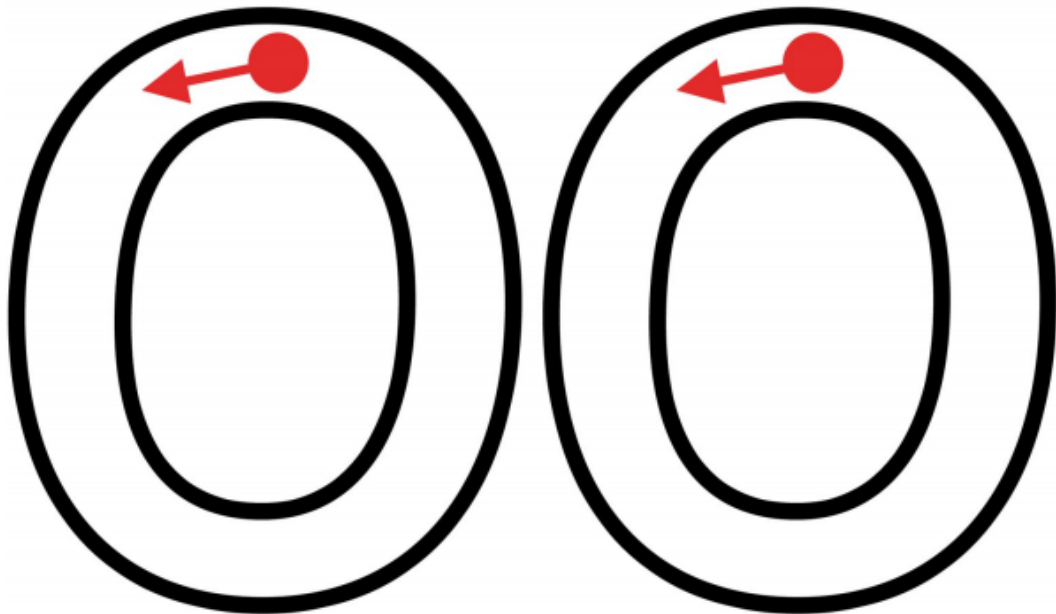



Track 15

boot







book



moon

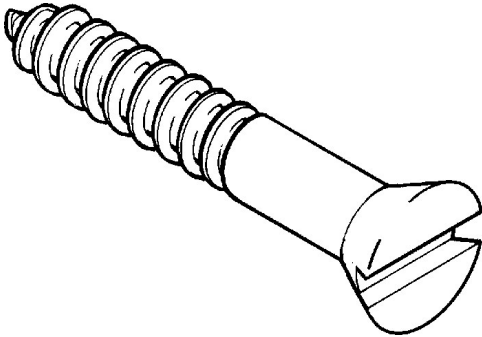


tooth


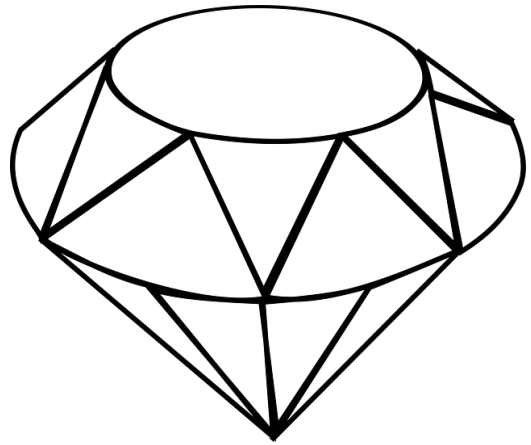


Track 16


screw






jewel



chew



newt

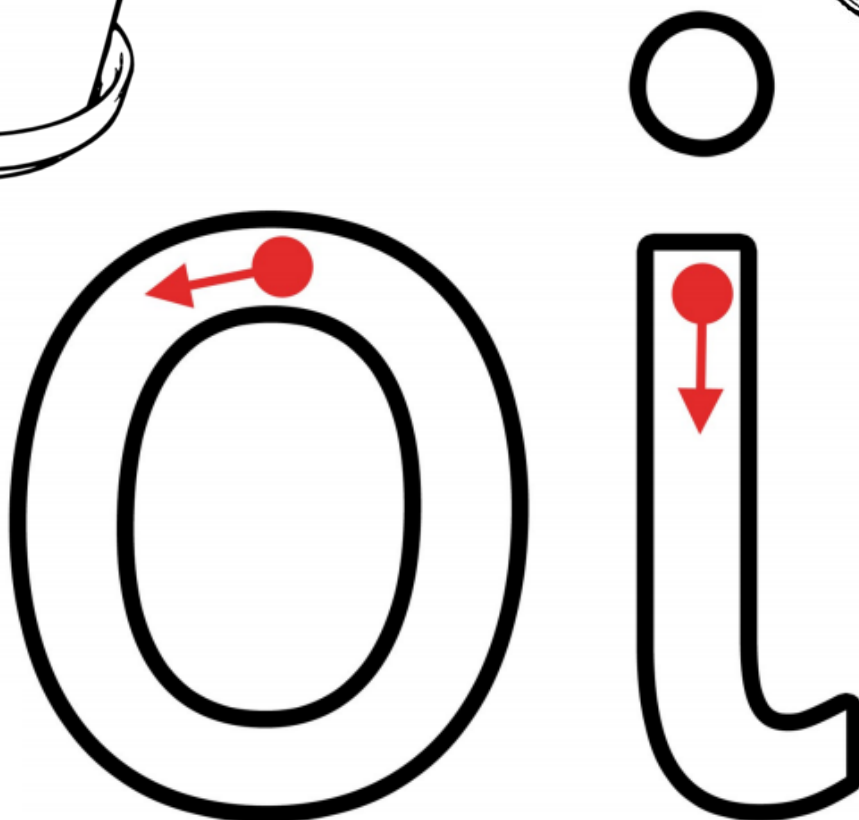


Track 17

soil




coin



poias



foil


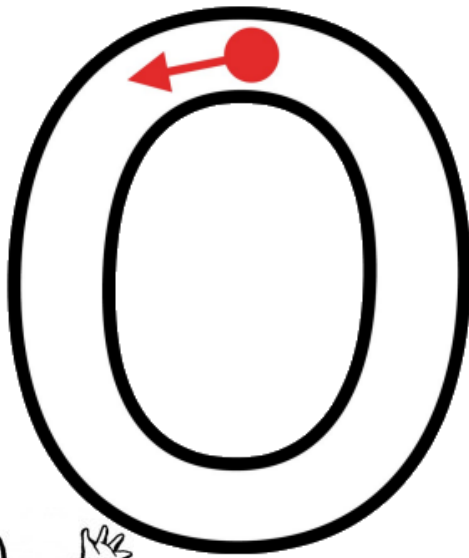
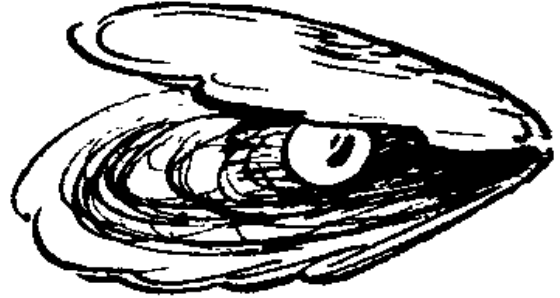


Track 18





toys



oyster



boy

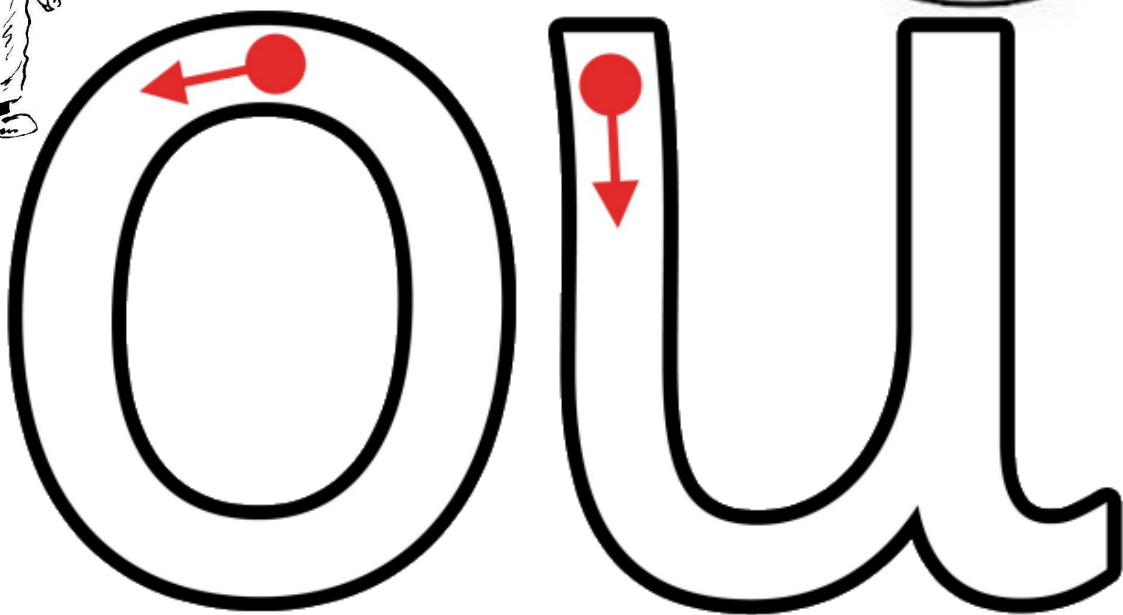



Track 19

shout




mouth



cloud




couch





Track 20


owl





cow



crown



crowd




Track 21


Autumn



sausages



au



hunted

dinosaur

au


au

au

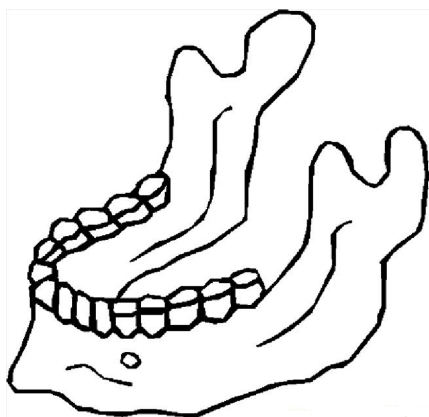
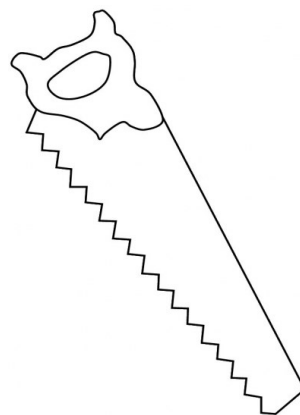
au

Track 22

fawn



saw



jaw



paw

