

Monday 1st February- *We hope this finds you all well and that you will find these suggestions helpful. Please feel free to adapt or extend them as you see fit.*



Literacy: Reading Teams Task– Open the Monday assignment and follow the link to an Oxford Owl e-book.

Learning intentions:

I am learning to use my sound knowledge to read the words in my book. I am learning to write in cursive handwriting. I am learning about magic e.

Success criteria:

*I can use my sound knowledge to read my book. I can practice my cursive handwriting patterns. I can read magic e with o words.

Handwriting warm up – Practise your cursive handwriting patterns on someone's back (or on your own leg). Use your pointing finger to form the cursive handwriting patterns for '**hs, ia, ic, ig**' If you are practising on someone's back, they could guess which patterns you are forming. You can repeat the process until you have practiced all three of the patterns several times. Then click on the link to join in with Miss Murchison. Remember to take your time. <https://vimeo.com/506225265/c723e01d41>



Spelling- We are going to continue looking at words with the magic e with o sound. Revise the magic e rule by watching and joining in with this video. https://www.youtube.com/watch?v=4ykXL_Isazk

Follow up task – Click on the link to play a magic e with o warm up game with Mrs Bowes: <https://vimeo.com/506160938/d4ca1dcfe9>

Spelling snakes and Ladders- To work on our magic e words with 'o', you could play a spelling 'Snakes and Ladders' with a partner (you can find the Snakes and Ladders board on the next slide). You may want to draw your own magic e boardgame or you could point to the screen as you play the game to avoid printing.

Learning intentions: I am learning to add coins together to find the total amount. I am learning to identify which coins to use when paying.

Success criteria:

* I can add coins together. I can find the total amount of money. I can identify which coins to use to pay for a given amount.

Maths: Warm up game – Spend some time practising which coins to use when paying for different items by playing this cashing in game - <https://www.doorwayonline.org.uk/activities/cashing-in/cashing-in.html>

Follow Up Activity - How much money is in the jar? You will need to add up all of coins that are in the jars. You can write down how much money is in the jars or discuss how much money is the jars (no need for printing).



Extension - We have set up a money challenge on Sumdog. This will help us practise adding collections of coins together and identify different coins.



Learning intentions: I am learning about hot lands. I am learning to use google maps.

Success criteria:

*I can research hot and cold lands
*I can use google maps to find specific areas.

Across the curriculum: Hot Lands Research- Use these links below to find out a bit more about hot deserts.

Sahara Desert Birds Eye View clip - <https://www.youtube.com/watch?v=TalniVvizEQ>

Desert animals and plants clip - <https://www.youtube.com/watch?v=DAs7lqce1d>

Follow up idea – Can you look up Antarctica, the Arctic and a hot land such as the Sahara using Google maps? Here is a clip Mrs Bowes has made to help show you how we search for interesting places using google maps. <https://vimeo.com/423409880>



Medium – Can you add all the coins together to work out how much is in each jar?



Hot – Can you add all the coins together to work out how much is in each jar?













Spicy – Can you add all the coins together to work out how much is in each jar?



Magic e with o 'Snakes and Ladders'

Take turns to roll your dice and then move your counter along that number of spaces. Try to read the **magic e with o** word that you land on. If you are not sure of the word you can ask an adult to help you. If you land on a ladder then you can move your counter up. If you land on a box with a snakes head on it then you have to move down the snakes body to the box where its tail is. The first one to the finishing line, box 20, wins!

20 bone	19 nose 	18 home	17 globe	16 tadpole
11 note	12 smoke 	13 stone	14 hose	15 rope 
10 vote 	9 cone 	8 rode 	7 hope 	6 joke
1 code 	2 robe	3 froze 	4 slope 	5 stove